



LIGHT FOR FUTURE

Design
Collection
2024

**Design
Collection
2024**





FFT Lighting Technology è una realtà Italiana, nata a Casaloldo (MN) più di 20 anni fa dalla visione di Fiorattini Fabio, imprenditore brillante e anticonvenzionale, cresciuta grazie alla sua concretezza e competenza tecnologica. Oggi FFT è un punto di riferimento nazionale ed internazionale nel settore illuminotecnico, forte di una reputazione fondata sull'abilità di semplificare tecnologie complesse, rendendole facili da utilizzare e migliorando la vivibilità degli spazi nel rispetto dell'ambiente e della sicurezza.

FFT Lighting Technology is an Italian company, born in Casaloldo (MN) more than 20 years ago from the vision of Fiorattini Fabio, a brilliant and unconventional entrepreneur, who grew up thanks to his concreteness and technological competence.

Today FFT is a national and international reference point in the lighting sector, with a strong reputation based on the ability to simplify complex technologies, making them easy to use and improving the livability of spaces while respecting the environment and safety.

Chi siamo.

Who We are.

Made in Italy.

Grazie ai propri impianti di produzione siti a Casaloldo (MN) Italy tra cui macchine per la lavorazione dei circuiti stampati con tecnologia in SMD, FFT Lighting Technology è in grado di eseguire al proprio interno gran parte delle lavorazioni a partire dai componenti semi lavorati sino al prodotto finito come profili in alluminio per strip LED ed apparecchi di illuminazione che vengono fabbricati, assemblati e testati all'interno dell'azienda nel pieno rispetto delle normative europee vigenti.

Thanks to its own production plants located in Casaloldo (MN) Italy including machines for the processing of printed circuits with SMD technology, FFT Lighting Technology is able to carry out most of the processes internally, starting from semi-finished components up to finished product such as aluminum profiles for LED strips and lighting fixtures that are manufactured, assembled and tested within the company in full compliance with current European regulations.





Identità. Identity.



Siamo interessati ai fatti. È una predisposizione storica quella di confrontarsi con il progetto, privilegiando funzionalità, sicurezza, rispetto dei tempi e durabilità. Coltiviamo attenzione, intuizione, capacità di innovazione tecnologica, aspirazione alla qualità e accuratezza. Nella nostra capacità di servizio siamo consapevoli di dover praticare responsabilità di lungo termine, soprattutto dal punto di vista energetico e ambientale.

We are interested in the facts. It is a historical predisposition to confront the project, favoring functionality, safety, respect for times and durability.

We cultivate attention, intuition, capacity for technological innovation, aspiration for quality and accuracy. In our service capacity we are aware of having to practice long-term responsibility, especially from an energy and environmental point of view.





Qualità e Sicurezza. Quality and Safety.

La qualità FFT non solo rispetta rigidissimi standard internazionali di qualità e sicurezza, ma soddisfa quelli ancora più severi e restrittivi interni dell'azienda stessa.

I laboratori della nostra sede sono attrezzati con le migliori apparecchiature per effettuare collaudi interni e testare i prodotti in conformità alle normative UNI 1302-1 e EN/IEC 60598-1.

FFT quality not only complies with very strict international quality and safety standards, but also meets the even more stringent and restrictive internal standards of the company itself. The laboratories of our headquarters are equipped with the best equipment to carry out internal tests and test products in compliance with the UNI 1302-1 and EN / IEC 60598-1 standards.

Rispetto e ambiente. Respect and Environment.

Il riconoscimento di un impegno concreto al tema della sostenibilità è legato a scelte artigiane e progettuali effettuate considerando prioritaria la salvaguardia dell'ambiente, non solo i parametri economici.

Una strategia che tiene sotto controllo l'impatto delle nostre attività sull'ambiente di ogni giorno, un modo per investire nel progetto più importante che ci accomuna tutti: il nostro futuro.

The recognition of a concrete commitment to the issue of sustainability is linked to artisan and design choices made by considering the protection of the environment as a priority, not just economic parameters.

A strategy that monitors the impact of our activities on the environment every day, a way to invest in the most important project that unites us all: our future.



Le persone. People.

Fabio Fiorattini è alla guida di un gruppo di persone che lavorano insieme, in Italia e in tutto il mondo. Pensiamo che ascoltare clienti e progettisti ed essere in perfetta sintonia con l'evoluzione del mercato sia fondamentale.

In questo modo, la nostra capacità di innovazione e di servizio è senza limiti. Operiamo in tante regioni italiane e nel mondo. L'impegno, la cultura e la responsabilità di tutti i nostri collaboratori sono un contributo vitale per la soddisfazione dei nostri clienti.

Fabio Fiorattini leads a group of people who work together, in Italy and around the world. We think that listening to customers and designers and being in perfect harmony with the evolution of the market is essential.

In this way, our capacity for innovation and service is limitless. We operate in many Italian regions and around the world. The commitment, culture and responsibility of all our collaborators are a vital contribution to the satisfaction of our customers.





Storia. History.

FFT Lighting Technology da più di 40 anni è una realtà consolidata nel campo dell'illuminazione.

Attraverso propri studi di progettazione, idea e sviluppa prototipi e progetti di illuminotecnica sfruttando tecnologie aggiornate e solidi know how in grado di soddisfare le richieste più esigenti in termini di affidabilità e qualità, nel pieno rispetto delle normative vigenti.

FFT Lighting Technology has been a consolidated reality in the lighting field for more than 40 years.

Through its own design studios, it conceives and develops prototypes and lighting projects using up-to-date technologies and solid know-how capable of satisfying the most demanding requests in terms of reliability and quality, in full compliance with current regulations.



ORBIT

Indice.

Index.

Indoor.

Sospensioni • Pendants.....	18
Plafone a Parete • Wall Surface Mounted.....	50
Plafone a Soffitto • Ceiling Surface Mounted.....	72
Lampade da Tavolo • Table Lamps.....	86
Lampade da Terra • Floor Lamps.....	90
Sistemi Lineari • Linear System.....	94
Incasso a Soffitto • Ceiling Recessed.....	98

Outdoor.

Plafone a Parete • Wall Surface Mounted.....	102
Plafone a Soffitto • Ceiling Surface Mounted.....	108
Bollard • Bollards.....	112
Proiettori • Projectors.....	126

Indoor.

Sospensioni.

Pendants.



20

ORBIT




22

LOOP-SP



24

LUXOR SLIM




26

LUXOR SLIM Q




28

LUXOR R



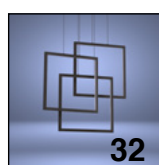
30

HECTOR




31

MONDRIAN-SP




32

MONDRIAN-SP Q




34

RIGA-SP




36

SPARK-SP




37

BORDER-SP



38

SPILLO



40

SPILLO Q



42

SCAN-SP



44

BISTRO



45

NEXUS



46

CAP



48

LOKO



49

APICE

Plafone a Parete.

Wall Surface.



52

LOOP-AP




53

TICK




54

GROVER




56

FRIDA



58

CICO



59

SPARK-AP



60

RIGA-AP



61

MAAT




62

KANT



63

KANT Q




64

MAX




65

VESTE



66

PIXEL




67

KUMA



68

OBY




69

DAYTON



70

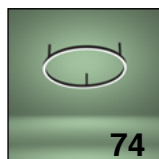
KEPLER




71

HELLIE


Plafone a Soffitto. Ceiling Surface.



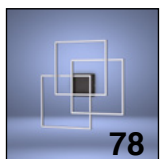
LUXOR-PL




SCAN-PL




MONDRIAN-PL




MONDRIAN-PL Q



BAND-PL




RIGA-PL



SPARK-PL

Lampade da Tavolo. Table Lamps.




LOOP-TB



RA

Lampade da Terra. Floor Lamps.

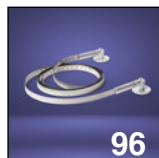


BORDER-TR



TOT

Sistemi Lineari. Linear Systems.



STILL

Incasso a Soffitto. Ceiling Recessed.



GIANO

Outdoor.

Plafone a Parete.

Wall Surface.



HERA-AP



STAGE



MARTE

Plafone a Soffitto.

Ceiling Surface.



TUDOR

Bollard.


Bollards.



ECATE




LOG




GENIO



CLIO




MOON



STONE

Proiettori.

Projectors.



BLAZE



Indoor Sospensioni. Pendants.

Le lampade a sospensione, eleganti e funzionali, aggiungono un tocco di stile e luminosità agli ambienti. Sospese dal soffitto, queste luminarie offrono un'illuminazione focalizzata, creando atmosfere accoglienti e moderne. Disponibili in una varietà di stili, materiali e colori, le lampade a sospensione si adattano perfettamente a ogni gusto e ambiente, diventando un elemento distintivo nell'arredamento di interni.

Pendant lights, elegant and functional, add a touch of style and brightness to spaces. Suspended from the ceiling, these fixtures provide focused illumination, creating cozy and modern atmospheres. Available in a variety of styles, materials, and colors, pendant lights seamlessly fit every taste and environment, becoming a distinctive element in interior decor.





Orbit

Sospensione con rosone e paralume in metallo verniciato a polveri o placcato.

Diffusore in policarbonato opale. Cavo in PVC trasparente.

Disponibile in tre diverse dimensioni: diametro 425, 610 o 810 millimetri.

Disponibile nelle finiture: bianco, nero o ottone spazzolato.

Suspension with base and lampshade in powder-coated or plated metal.

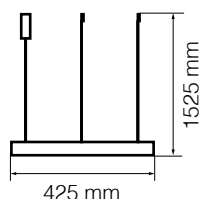
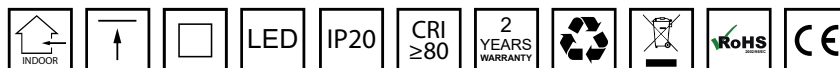
Opal polycarbonate diffuser. Transparent PVC cable.

Available in three different sizes: diameter 425, 610 or 810 millimeters.

Available in finishes: white, black or brushed brass.

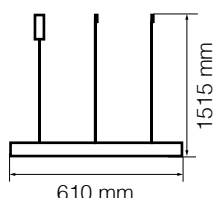
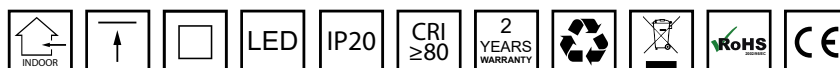


Orbit R42



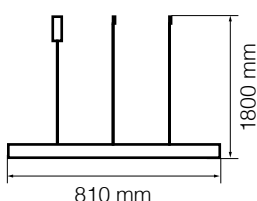
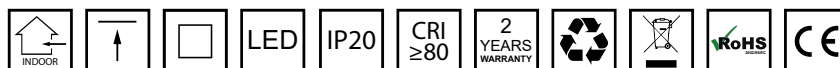
Codice Code	Potenza Power	CCT	Lumen	Angolo Beam	Finitura Finish
FFT.DE247229	38W	3000K	3900lm	110°	bianco - white
FFT.DE247236	38W	3000K	3900lm	110°	nero - black
FFT.DE247243	38W	3000K	3900lm	110°	ottone - brass

Orbit R61



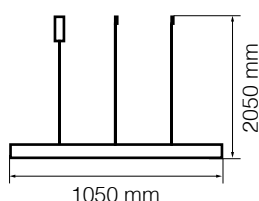
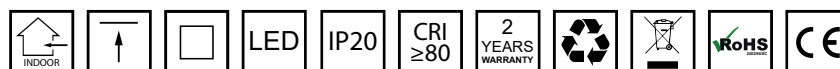
Codice Code	Potenza Power	CCT	Lumen	Angolo Beam	Finitura Finish
FFT.DE247250	48W	3000K	4950lm	110°	bianco - white
FFT.DE247267	48W	3000K	4950lm	110°	nero - black
FFT.DE269832	48W	3000K	4950lm	110°	ottone - brass

Orbit R81



Codice Code	Potenza Power	CCT	Lumen	Angolo Beam	Finitura Finish
FFT.DE247274	60W	3000K	6200lm	110°	bianco - white
FFT.DE247281	60W	3000K	6200lm	110°	nero - black
FFT.DE269849	60W	3000K	6200lm	110°	ottone - brass

Orbit R105



Codice Code	Potenza Power	CCT	Lumen	Angolo Beam	Finitura Finish
FFT.DE303895	80W	3000K	10000lm	110°	bianco - white
FFT.DE307695	80W	3000K	10000lm	110°	nero - black
FFT.DE307701	80W	3000K	10000lm	100°	ottone - brass

Loop-SP

Sospensione con base e montatura in metallo verniciato a polveri o placcato.

Diffusore in gomma opale. Cavo in PVC.

Disponibile in due diverse dimensioni: diametro 600 o 800 millimetri.

Disponibile nelle finiture bianco, nero o ottone spazzolato.

Pendant with base and frame in powder coated or plated metal.

Opal rubber diffuser.

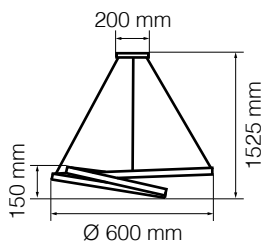
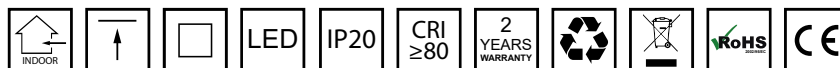
PVC cable.

Available in two different sizes: 600 or 800 mm diameter.

Available in white, black or brushed brass finishes.

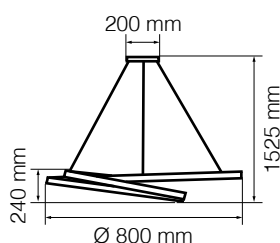
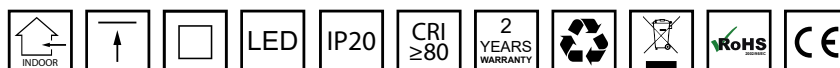


Loop-SP R60



Codice Code	Potenza Power	CCT	Lumen	Angolo Beam	Finitura Finish
FFT.DE253671	47W	3000K	5000lm	110°	bianco - white
FFT.DE269436	47W	3000K	5000lm	110°	nero - black
FFT.DE269443	47W	3000K	5000lm	110°	ottone - brass

Loop-SP R90



Codice Code	Potenza Power	CCT	Lumen	Angolo Beam	Finitura Finish
FFT.DE253664	59W	3000K	6000lm	110°	bianco - white
FFT.DE269450	59W	3000K	6000lm	110°	nero - black
FFT.DE269467	59W	3000K	6000lm	110°	ottone - brass



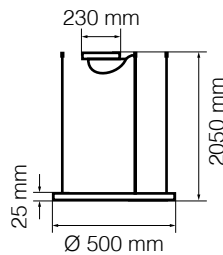
Luxor Slim

Sospensione con montatura sottile in alluminio verniciato bianco o nero opaco e diffusore opale in policarbonato.
Disponibile in quattro diverse dimensioni: diametro 500, 700, 900 o 1500 millimetri.
Disponibile nella finitura bianco.

Pendant with thin frame in matt white or black painted aluminum and opal diffuser in polycarbonate.
Available in four different sizes: 500, 700, 900 or 1500 mm diameter.
Available in white finish.

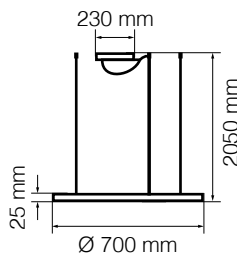


Luxor Slim R50



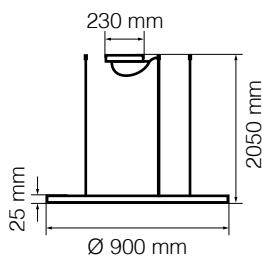
Codice Code	Potenza Power	CCT	Lumen	Angolo Beam	Finitura Finish
FFT.DE229461	30W	3000K	2350lm	115°	bianco - white
FFT.DE269856	30W	4000K	2350lm	115°	bianco - white
FFT.DE229492	30W	3000K	2350lm	115°	nero - black

Luxor Slim R70



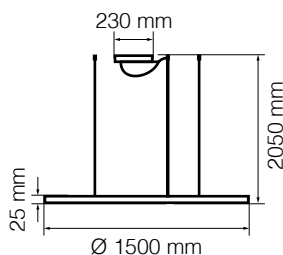
Codice Code	Potenza Power	CCT	Lumen	Angolo Beam	Finitura Finish
FFT.DE229485	35W	3000K	3050lm	115°	bianco - white
FFT.DE269863	35W	4000K	3050lm	115°	bianco - white
FFT.DE229515	35W	3000K	3050lm	115°	nero - black

Luxor Slim R90



Codice Code	Potenza Power	CCT	Lumen	Angolo Beam	Finitura Finish
FFT.DE229478	51W	3000K	4060lm	115°	bianco - white
FFT.DE269870	51W	4000K	4060lm	115°	bianco - white
FFT.DE229508	51W	3000K	4060lm	115°	nero - black

Luxor Slim R150



Codice Code	Potenza Power	CCT	Lumen	Angolo Beam	Finitura Finish
FFT.DE265957	66W	3000K	6250lm	115°	bianco - white
FFT.DE285078	66W	4000K	6600lm	115°	bianco - white
FFT.DE285061	66W	3000K	6250lm	115°	nero - black

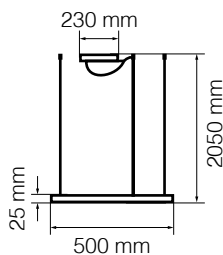
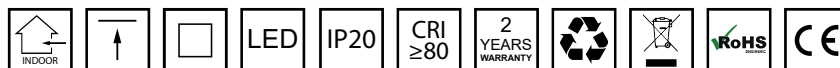
Luxor Slim Q

Sospensione con montatura sottile in alluminio verniciato bianco o nero opaco e diffusore opale in policarbonato. Disponibile in tre diverse dimensioni: 500, 700 o 900 millimetri. Disponibile nella finitura bianco.

Pendant with thin frame in matt white or black painted aluminum and opal diffuser in polycarbonate. Available in three different sizes: 500, 700 or 900 mm. Available in white finish.

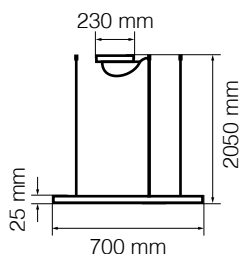
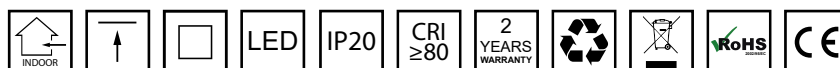


Luxor Slim Q50



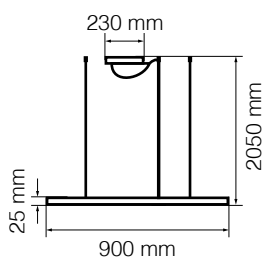
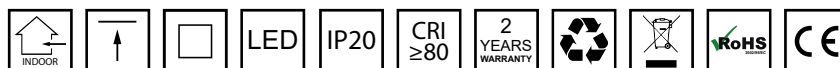
Codice Code	Potenza Power	CCT	Lumen	Angolo Beam	Finitura Finish
FFT.DE259154	33W	3000K	2650lm	115°	bianco - white
FFT.DE259161	33W	3000K	2650lm	115°	nero - black

Luxor Slim Q70




Codice Code	Potenza Power	CCT	Lumen	Angolo Beam	Finitura Finish
FFT.DE259178	41W	3000K	3300lm	115°	bianco - white
FFT.DE259185	41W	3000K	3300lm	115°	nero - black

Luxor Slim Q90



Codice Code	Potenza Power	CCT	Lumen	Angolo Beam	Finitura Finish
FFT.DE259192	51W	3000K	4100lm	115°	bianco - white
FFT.DE259208	51W	3000K	4100lm	115°	nero - black



Luxor R

Sospensione con montatura in alluminio verniciato bianco o nero opaco e diffusore opale in policarbonato.

Disponibile in tre diverse dimensioni: diametro 500, 600 o 700 millimetri.

Disponibile nella finitura bianco.

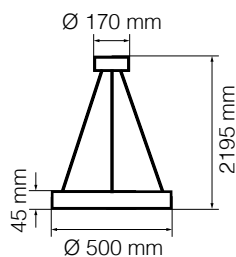

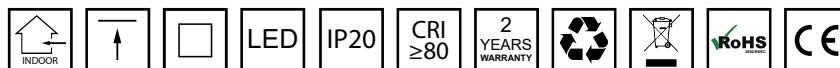
Pendant with frame in matt white or black painted aluminum and opal diffuser in polycarbonate.

Available in three different sizes: 500, 600 or 700 mm diameter.

Available in white finish.

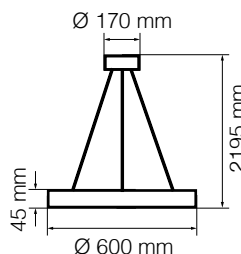
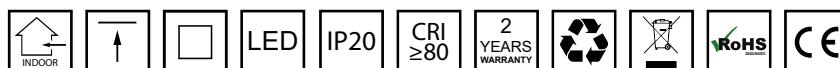


Luxor R50



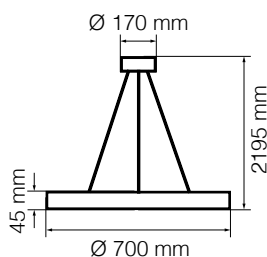
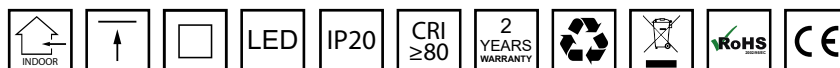
Codice Code	Potenza Power	CCT	Lumen	Angolo Beam	Finitura Finish
FFT.DE211404	31W	3000K	2850lm	110°	bianco - white
FFT.DE222097	31W	3000K	2850lm	110°	nero - black

Luxor R60



Codice Code	Potenza Power	CCT	Lumen	Angolo Beam	Finitura Finish
FFT.DE211398	38W	3000K	3300lm	110°	bianco - white
FFT.DE222103	38W	3000K	3300lm	110°	nero - black

Luxor R70



Codice Code	Potenza Power	CCT	Lumen	Angolo Beam	Finitura Finish
FFT.DE211381	43W	3000K	3850lm	110°	bianco - white
FFT.DE222110	43W	3000K	3850lm	110°	nero - black



Hector

Sospensione con rosone e diffusore in metallo verniciato a polveri o placcato. Cavo in PVC nero.

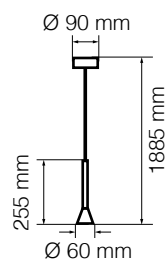
Sorgente luminosa LED disponibile nella temperatura colore bianco caldo 3000K.

Disponibile nelle finiture nickel satinato, nero o ottone satinato.

Suspension with rose and diffuser in powder coated or plated metal. Black PVC cable.

LED light source available in warm white 3000K color temperature.

Available in satin nickel, black or satin brass finishes.



Codice Code	Potenza Power	CCT	Lumen	Angolo Beam	Finitura Finish
FFT.DE285122	7W	3000K	660lm	110°	nickel - nickel
FFT.DE279770	7W	3000K	660lm	110°	nero - black
FFT.DE279794	7W	3000K	660lm	110°	ottone - brass

Mondrian-SP

Sospensione con base e montatura in metallo verniciato bianco opaco o nero opaco.

Diffusori in materiale plastico color opale.

Cavi regolabili in lunghezza. Emissione luce diretta.

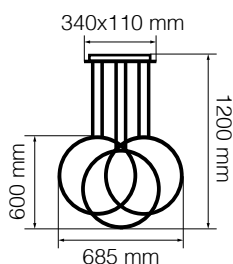

Disponibile nelle finiture bianco o nero.

Pendant with base and frame in matt white or matt black painted metal.

Diffusers in opal-colored plastic material.

Length-adjustable cables. Direct light emission.

Available in white or black finishes.



Codice Code	Potenza Power	CCT	Lumen	Finitura Finish
FFT.DE269351	82W	3000K	8000lm	bianco - white
FFT.DE269337	82W	3000K	8000lm	nero - black

Mondrian-SP Q

Sospensione con base e montatura in metallo verniciato bianco opaco o nero opaco.

Diffusori in materiale plastico color opale.

Cavi regolabili in lunghezza. Emissione luce diretta.

Disponibile nelle finiture bianco o nero.

Pendant with base and frame in matt white or matt black painted metal.

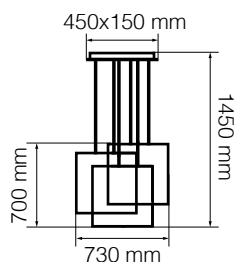

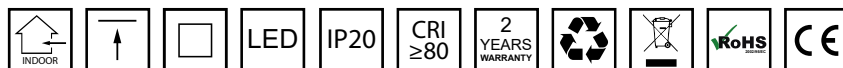
Diffusers in opal-colored plastic material.

Length-adjustable cables. Direct light emission.

Available in white or black finishes.

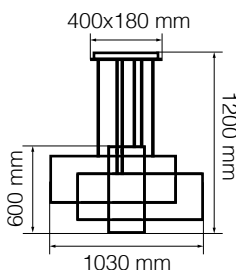

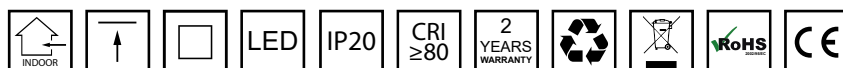


Mondrian-SP Q



Codice Code	Potenza Power	CCT	Lumen	Finitura Finish
FFT.DE253596	80W	3000K	8600lm	bianco - white
FFT.DE269375	80W	3000K	8600lm	nero - black

Mondrian-SP R



Codice Code	Potenza Power	CCT	Lumen	Finitura Finish
FFT.DE253589	93W	3000K	10700lm	bianco - white
FFT.DE268392	93W	3000K	10700lm	nero - black



Riga-SP

Lampada a sospensione con rosone e diffusore in metallo. Cavo in tessuto regolabile in lunghezza. Adatto ad ospitare una lampada LED GU10 max 1x13W (non inclusa).

Disponibile in due diverse dimensioni: diametro 600 o 1200 mm.

Disponibile nelle finiture bianco, cromo, nero o argento.

Suspension lamp with metal canopy and diffuser. Fabric cable adjustable in length.

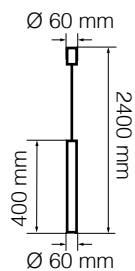

Suitable to house a max 1x13W GU10 LED lamp (not included).

Available in two different sizes: diameter 600 or 1200 mm.

Available in white, chrome, black or silver finishes.

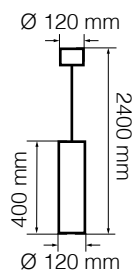



Riga-SP R600



Codice Code	Potenza Power	Finitura Finish
FFT.DE104935	GU10 max 1x13W	bianco - white
FFT.DE104942	GU10 max 1x13W	cromo - chrome
FFT.DE104928	GU10 max 1x13W	nero - black
FFT.DE141800	GU10 max 1x13W	argento - silver

Riga-SP R1200



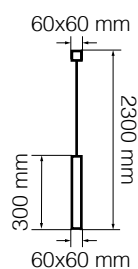

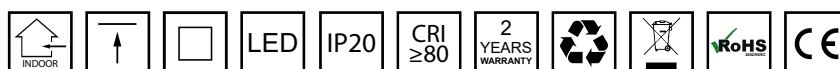
Codice Code	Potenza Power	Finitura Finish
FFT.DE158723	GU10 max 1x13 W	nero - black



Spark-SP

Lampada a sospensione con rosone e diffusore in metallo placcato, verniciato opaco o decorato in foglia d'oro. Completo di lampada LED GU10 da 5W.
Disponibile nelle finiture bianco, nero, oro o ottone satinato.

Pendant lamp with rose and diffuser in plated metal, matt painted or decorated with gold leaf.
Complete with 5W GU10 LED lamp.
Available in white, black, gold or satin brass finishes.

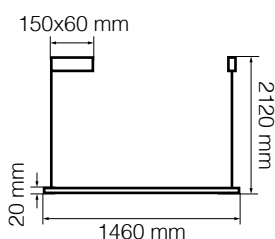

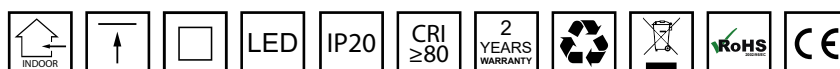


Codice Code	Potenza Power	CCT	Lumen	Angolo Beam	Finitura Finish
FFT.DE126906	5W	3000K	400lm	60	bianco - white
FFT.DE126913	5W	3000K	400lm	60	nero - black
FFT.DE136936	5W	3000K	400lm	60	oro - gold

Border-SP

Lampada a sospensione con rosone, montatura e supporto per il cavo in metallo verniciato opaco. Diffusore in policarbonato opale. Cavo in PVC trasparente. Disponibile nelle finiture bianco o nero.

Pendant lamp with ceiling rose, frame and support for the cable in matt painted metal. Opal polycarbonate diffuser. Transparent PVC cable. Available in white or black finishes.



Codice Code	Potenza Power	CCT	Lumen	Finitura Finish
FFT.DE258898	17W	3000K	1500lm	bianco - white
FFT.DE258928	17W	3000K	1500lm	nero - black

Spillo

Lampada a sospensione con rosone e diffusore in metallo placcato cromo o rifinito con vernice opaca bianco o nero. Cavo elettrico in tessuto.

Disponibile in due diverse dimensioni: altezza 400 o 1000 mm. Disponibile nelle finiture bianco o nero.

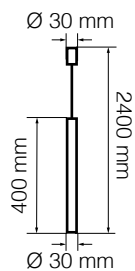

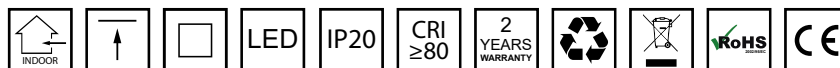
Pendant lamp with rose and diffuser in chrome plated metal or finished with matt white or black paint.

Fabric electric cable.

Available in two different sizes: height 400 or 1000 mm. Available in white or black finishes.

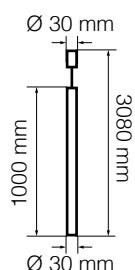

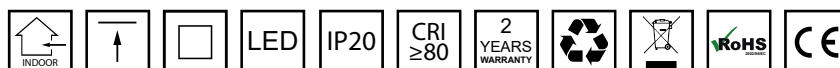


Spillo H40



Codice Code	Potenza Power	CCT	Lumen	Angolo Beam	Finitura Finish
FFT.DE156682	11,5W	3000K	1150lm	51°	bianco - white
FFT.DE156699	11,5W	3000K	1150lm	51°	nero - black

Spillo H100



Codice Code	Potenza Power	CCT	Lumen	Angolo Beam	Finitura Finish
FFT.DE142906	11,5W	3000K	1150lm	51°	bianco - white
FFT.DE142913	11,5W	3000K	1150lm	51°	nero - black



Spillo Q

Lampada a sospensione con rosone e diffusore in metallo placcato cromo o rifinito con vernice opaca bianco o nero. Cavo elettrico in tessuto.

Disponibile in due diverse dimensioni: altezza 400 o 1000 mm. Disponibile nelle finiture bianco o nero.

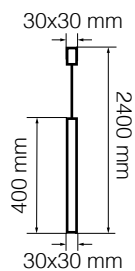
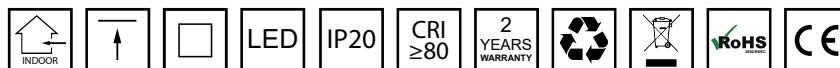
Pendant lamp with rose and diffuser in chrome plated metal or finished with matt white or black paint.

Fabric electric cable.

Available in two different sizes: height 400 or 1000 mm. Available in white or black finishes.

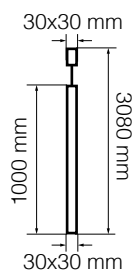

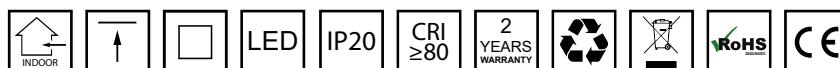


Spillo Q H40




Codice Code	Potenza Power	CCT	Lumen	Angolo Beam	Finitura Finish
FFT.DE194189	11,5W	3000K	1150lm	51°	bianco - white
FFT.DE194202	11,5W	3000K	1150lm	51°	nero - black

Spillo Q H100



Codice Code	Potenza Power	CCT	Lumen	Angolo Beam	Finitura Finish
FFT.DE194172	11,5W	3000K	1150lm	51°	bianco - white
FFT.DE194196	11,5W	3000K	1150lm	51°	nero - black



Scan-SP

Sistema di lampade a sospensione con montatura in metallo rifinito con vernice a polveri o placcato e spazzolato. Diffusori orientabili. Cavo elettrico in tessuto.

Sospensioni con incluso kit per installazione anche a plafone.

Disponibile nelle versioni a quattro o sei luci.

Completo di lampadine LED GU10 da 5W.

Disponibile nelle finiture bianco, nero o ottone satinato.

Pendant lamp system with metal frame finished with powder paint or plated and brushed.

Adjustable diffusers. Fabric electric cable.

Suspensions with kit included for installation also on ceiling.

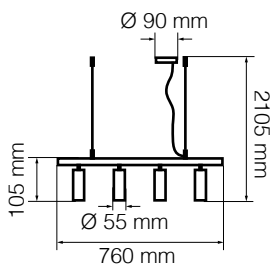
Available in four or six light versions.

Complete with 5W GU10 LED bulbs.

Available in white, black or satin brass finishes.

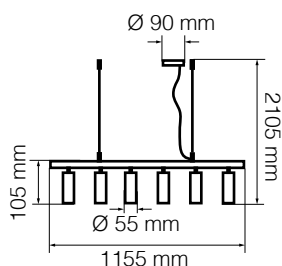


Scan-SP4



Codice Code	Potenza Power	Finitura Finish
FFT.DE231372	GU10 max 4x28W	bianco - white
FFT.DE231341	GU10 max 4x28W	nero - black
FFT.DE244624	GU10 max 4x28W	ottone - brass

Scan-SP6



Codice Code	Potenza Power	Finitura Finish
FFT.DE231433	GU10 max 6x28W	bianco - white
FFT.DE231396	GU10 max 6x28W	nero - black
FFT.DE244648	GU10 max 6x28W	ottone - brass



Bistro

Lampada a sospensione con montatura con elementi decorativi circolari rotanti e posizionabili a piacere.

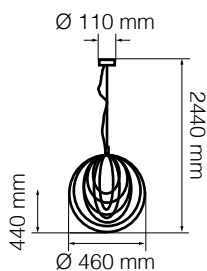
Adatto ad ospitare una lampada LED E27 max 1x15W (non inclusa).

Disponibile nelle finiture bianco o nero opaco.

Pendant lamp with frame with rotating circular decorative elements that can be positioned as desired.

Suitable for hosting a max 1x15W E27 LED lamp (not included).

Available in matt white or black finishes.

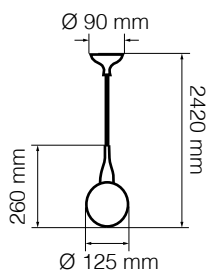


Codice Code	Potenza Power	Finitura Finish
FFT.DE103723	E27 max 1x15W	bianco - white
FFT.DE114262	E27 max 1x15W	nero - black

Nexus

Lampada a sospensione con montatura in metallo rifinito in smalto colorato. Cavo elettrico con rivestimento in tessuto. Completo di lampada LED E27 da 8W. Disponibile nelle finiture bianco, nero o oro.

Suspension lamp with metal frame finished in colored enamel. Electric cable with fabric covering. Complete with 8W E27 LED lamp. Available in white, black or gold finishes.



Codice Code	Potenza Power	Finitura Finish
FFT.DE009360	E27 max 1x8W	bianco - white
FFT.DE009407	E27 max 1x8W	nero - black

Cap

Lampada a sospensione con rosone e diffusore in metallo.
Cavo elettrico rivestito in tessuto.

Disponibile nelle versioni a una o tre luci.

Adatta ad ospitare una lampada LED E27 max 1x15W (non inclusa).

Disponibile nelle finiture ottone spazzolato o verniciato a polveri bianco o nero.

Pendant lamp with metal rose and diffuser. Electric cable covered in fabric.

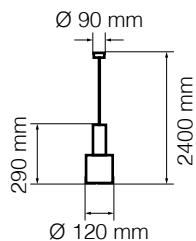
Available in versions with one or three lights.

Suitable for hosting a max 1x15W E27 LED lamp (not included).

Available in brushed brass or powder coated white or black finishes.

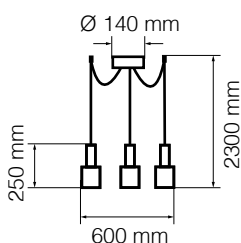



Cap-1



Codice Code	Potenza Power	Finitura Finish
FFT.DE231556	E27 max 1x15W	bianco - white
FFT.DE231563	E27 max 1x15W	nero - black
FFT.DE231570	E27 max 1x15W	ottone - brass

Cap-3



Codice Code	Potenza Power	Finitura Finish
FFT.DE231587	E27 max 3x15W	bianco - white
FFT.DE231594	E27 max 3x15W	nero - black
FFT.DE231600	E27 max 3x15W	ottone - brass



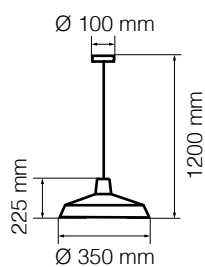
Loko

Lampada a sospensione con montatura e diffusore in metallo con interno bianco. Adatto ad ospitare una lampada LED E27 max 1x15W (non inclusa).

Disponibile nelle finiture bianco, alluminio o nero.

Pendant lamp with metal frame and diffuser with white interior. Suitable for hosting a max 1x15W E27 LED lamp (not included).

Available in white, aluminum or black finishes.

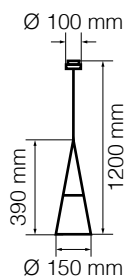



Codice Code	Potenza Power	Finitura Finish
FFT.DE102047	E27 max 1x15W	bianco - white
FFT.DE093659	E27 max 1x15W	nero - black

Apice

Lampada a sospensione con montatura e copri porta lampada in metallo. Diffusore in vetro soffiato a mano. Adatto ad ospitare una lampada LED E14 max 1x40W (non inclusa). Disponibile nelle finiture bianco satinato o cromo.

Pendant lamp with metal frame and lamp holder cover. Hand blown glass diffuser. Suitable to house a max 1x40W E14 LED lamp (not included). Available in satin white or chrome finishes.




Codice Code	Potenza Power	Finitura Finish
FFT.DE017440	E14 max 1x40W	cromo - chrome

Indoor Plafone a Parete. Wall Surface.

Le lampade a parete sono elementi essenziali nell'illuminazione degli interni, offrendo una combinazione di funzionalità ed eleganza. Installate direttamente sulla parete, queste lampade contribuiscono a creare atmosfere accoglienti e ben illuminate. Disponibili in varie forme e stili, le lampade a parete aggiungono un tocco decorativo agli spazi, mentre la loro posizione strategica fornisce un'illuminazione mirata e efficace.

Wall lights are essential elements in interior lighting, providing a blend of functionality and elegance. Installed directly on the wall, these lights contribute to creating cozy and well-lit atmospheres. Available in various shapes and styles, wall lights add a decorative touch to spaces, while their strategic placement offers targeted and effective illumination.





Loop-AP

Lampada da parete con base e montatura in metallo verniciato a polveri o placcato.

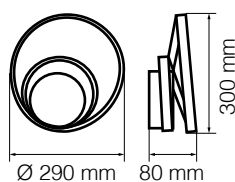

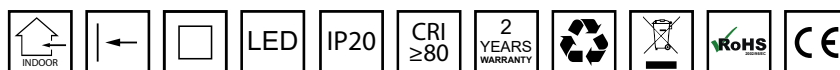
Diffusore in gomma opale.

Disponibile nelle finiture bianco, nero o ottone spazzolato.

Wall lamp with base and frame in powder coated or plated metal.

Opal rubber diffuser.

Available in white, black or brushed brass finishes.

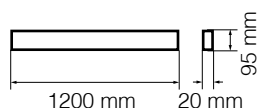

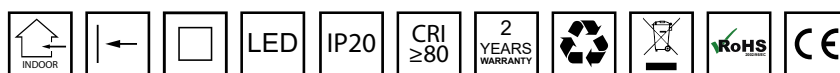


Codice Code	Potenza Power	CCT	Lumen	Finitura Finish
FFT.DE253695	30W	3000K	3000lm	bianco - white
FFT.DE269399	30W	3000K	3000lm	nero - black
FFT.DE269405	30W	3000K	3000lm	ottone - brass

Tick


Lampada da parete in alluminio con illuminazione diretta e indiretta. La lampada è modulare e può essere proposta singolarmente oppure in linea continua.
Alimentatore dimmerabile 1-10V integrato.
Disponibile nelle finiture bianco o nero.

Aluminum wall lamp with direct and indirect lighting. The lamp is modular and can be proposed individually or in a continuous line.
Integrated 1-10V dimmable power supply.
Available in white or black finishes.



Codice Code	Potenza Power	CCT	Lumen	Finitura Finish
FFT.DE233840	34W	3000K	3850lm	bianco - white
FFT.DE268095	34W	4000K	3850lm	bianco - white
FFT.DE242019	34W	3000K	3850lm	nero - black
FFT.DE268071	34W	4000K	3850lm	nero - black

ACCESSORI • ACCESSORIES:

 FFT.DE233666
Connettore.
Connector.

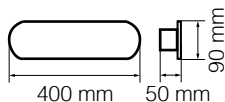
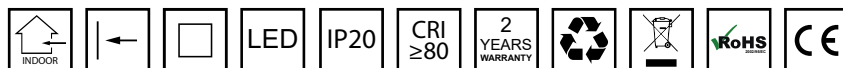
Grover

Lampada a parete con base e diffusore interamente in alluminio verniciato a polveri o placcato. Emissione di luce indiretta. Sorgente luminosa LED disponibile nella temperatura colore bianco caldo 3000K. Disponibile in due diverse dimensioni: lunghezza 400 o 600mm. Disponibile nelle finiture bianco, nero o ottone satinato.

Wall lamp with base and diffuser entirely in powder-coated or plated aluminum. Indirect light emission. LED light source available in warm white 3000K color temperature. Available in two different sizes: length 400 or 600mm. Available in white, black or satin brass finishes.

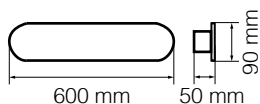

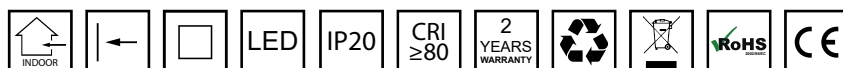


Grover L40



Codice Code	Potenza Power	CCT	Lumen	Finitura Finish
FFT.DE273914	20W	3000K	2000lm	bianco - white
FFT.DE285283	20W	3000K	2000lm	nero - black
FFT.DE285290	20W	3000K	2000lm	ottone - brass

Grover L60



Codice Code	Potenza Power	CCT	Lumen	Finitura Finish
FFT.DE273945	30W	3000K	2850lm	bianco - white
FFT.DE285306	30W	3000K	2850lm	nero - black
FFT.DE285313	30W	3000K	2850lm	ottone - brass



Frida

Lampada da parete con corpo luce dissipatore interamente in lastra d'alluminio da 6 mm di spessore. Rifinito con vernice a polveri. Disponibile in due diverse dimensioni: 290, 530 o 750 millimetri.

Disponibile nelle finiture bianco o nero.

Wall lamp with heat sink light body entirely in 6 mm thick aluminum plate.

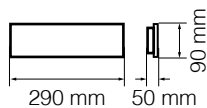

Finished with powder paint.

Available in two different sizes: 290, 530 or 750 mm.

Available in white or black finishes.

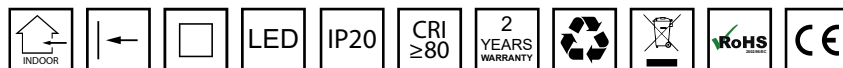
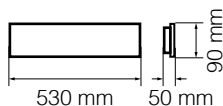



Frida L29



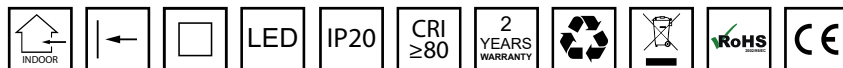
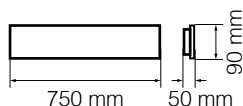

Codice Code	Potenza Power	CCT	Lumen	Finitura Finish
FFT.DE179292	12W	3000K	1150lm	bianco - white
FFT.DE277233	12W	4000K	1200lm	bianco - white
FFT.DE179315	12W	3000K	1150lm	nero - black
FFT.DE282121	12W	3000K	1150lm	ottone - brass

Frida L53



Codice Code	Potenza Power	CCT	Lumen	Finitura Finish
FFT.DE179308	22W	3000K	2100lm	bianco - white
FFT.DE277240	22W	4000K	2200lm	bianco - white
FFT.DE179322	22W	3000K	2100lm	nero - black
FFT.DE282138	22W	3000K	2100lm	ottone - black

Frida L75

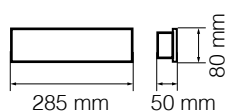
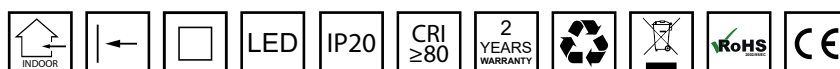



Codice Code	Potenza Power	CCT	Lumen	Finitura Finish
FFT.DE277219	30W	3000K	2850lm	bianco - white
FFT.DE277257	30W	4000K	3000lm	bianco - white
FFT.DE277226	30W	3000K	2850lm	nero - black
FFT.DE287072	30W	3000K	2850lm	ottone - brass

Cico

Lampada da parete con corpo luce in alluminio verniciato a polveri. Diffusori in acrilico satinato.
Doppia emissione di luce.
Disponibile nelle finiture bianco o nero.

Wall lamp with light body in powder coated aluminum.
Diffusers in satin acrylic.
Double light emission.
Available in white or black finishes.



Codice Code	Potenza Power	CCT	Lumen	Finitura Finish
FFT.DE138251	12,5W	3000K	740lm	bianco - white
FFT.DE173252	12,5W	3000K	740lm	nero - black

Plafone a Parete • Wall Surface

Spark-AP

Lampada da parete con base e diffusore in metallo placcato o verniciato opaco o decorato in foglia d'oro o argento.

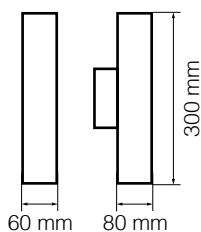


Adatto ad ospitare due lampade LED GU10 max 28 (non incluse).

Disponibile nelle finiture bianco, cromo, argento, nero o oro.

Wall lamp with base and diffuser in metal plated or matt painted or decorated with gold or silver leaf.

Suitable to house a max 2x28W GU10 LED lamps (not included).

Available in white, chrome, silver, black or gold finishes.



Codice Code	Potenza Power	Finitura Finish
FFT.DE126883	GU10 max 2x28W	bianco - white
FFT.DE126890	GU10 max 2x28W	nero - black
FFT.DE136899	GU10 max 2x28W	oro - gold

Riga-AP

Lampada da parete con corpo luce in metallo con finitura metallizzata o vernice opaca.

Doppia emissione di luce.

Completo di due lampade LED GU10 da 5W.

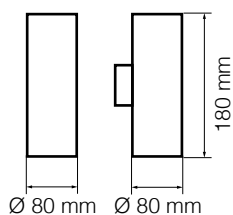

Disponibile nelle finiture bianco, cromo, nero, rame o brunito.

Wall lamp with light body in metal with metallic finish or matte paint.

Double light emission.

Complete with two 5W GU10 LED lamps.

Available in white, chrome, black, copper or burnished finishes.



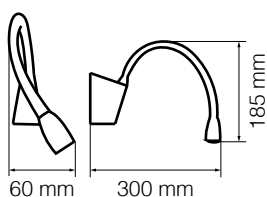

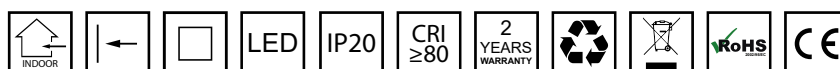
Codice Code	Potenza Power	Finitura Finish
FFT.DE096018	GU10 max 2x28W	bianco - white
FFT.DE094182	GU10 max 2x28W	cromo - chrome
FFT.DE095998	GU10 max 2x28W	nero - black

Plafone a Parete • Wall Surface

Maat

Lampada da parete con montatura e diffusore in fusione d'alluminio verniciato a polveri con colori opachi.
Braccio flessibile rivestito in gomma siliconica.
Lampada con interruttore integrato.
Disponibile nelle finiture bianco o nero.

Wall lamp with frame and diffuser in die-cast aluminum painted with matt colors.
Flexible arm coated with silicone rubber.
Lamp with integrated switch.
Available in white or black finishes.



Codice Code	Potenza Power	CCT	Lumen	Finitura Finish
FFT.DE142708	3W	3000K	200lm	bianco - white
FFT.DE142692	3W	3000K	200lm	nero - black

Kant

Lampada da parete con base e diffusore orientabile in metallo placcato o verniciato a polveri.

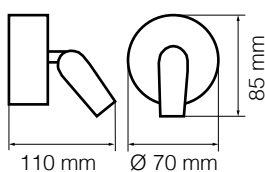

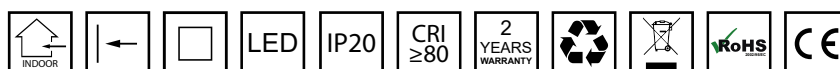
Lampada con interruttore integrato.

Disponibile nelle finiture bianco, nichel, nero o ottone.

Wall lamp with base and adjustable diffuser in plated or powder coated metal.

Lamp with integrated switch.

Available in white, nickel, black or brass finishes.



Codice Code	Potenza Power	CCT	Lumen	Finitura Finish
FFT.DE260600	3,5W	3000K	220lm	bianco - white
FFT.DE260631	3,5W	3000K	220lm	nichel - nickel
FFT.DE260617	3,5W	3000K	220lm	nero - black
FFT.DE260624	3,5W	3000K	220lm	ottone - brass

Plafone a Parete • Wall Surface

Kant Q

Lampada da parete con base e diffusore orientabile in metallo placcato o verniciato a polveri.

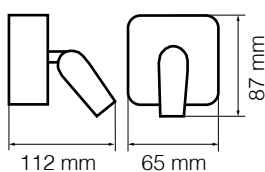

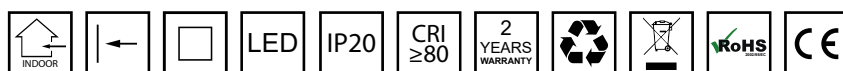
Lampada con interruttore integrato.

Disponibile nelle finiture bianco, nichel, nero o ottone.

Wall lamp with base and adjustable diffuser in plated or powder coated metal.

Lamp with integrated switch.

Available in white, nickel, black or brass finishes.

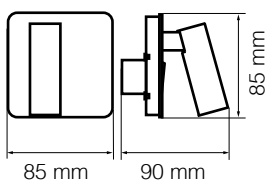
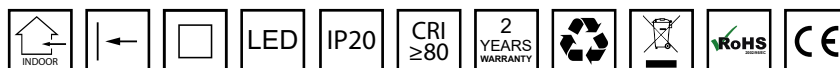


Codice Code	Potenza Power	CCT	Lumen	Finitura Finish
FFT.DE260648	3,5W	3000K	220lm	bianco - white
FFT.DE260679	3,5W	3000K	220lm	nichel - nickel
FFT.DE260655	3,5W	3000K	220lm	nero - black
FFT.DE260662	3,5W	3000K	220lm	ottone - brass

Max

Lampada da parete con base e corpo luce in alluminio. Diffusore orientabile. Interruttore incorporato. Installazione Ad incasso su scatola di derivazione tipo 502, non inclusa. Disponibile nelle finiture bianco, nichel, nero.

Wall lamp with base and light body in aluminum. Adjustable diffuser. Built-in switch. Installation Flush-mounted on 502 type junction box, not included. Available in white, nickel, black finishes.



Codice Code	Potenza Power	CCT	Lumen	Finitura Finish
FFT.DE250106	3W	3000K	200lm	bianco - white
FFT.DE250137	3W	3000K	200lm	nichel - nickel
FFT.DE250113	3W	3000K	200lm	nero - black

Plafone a Parete • Wall Surface

Veste

Lampada da parete con corpo luce in alluminio verniciato a polveri.

Doppio diffusore: superiore in acrilico e inferiore con braccetto flessibile.

Lampada con presa USB integrata.

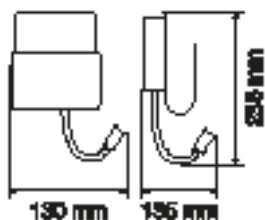
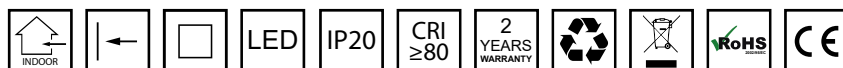
Disponibile nelle finiture bianco o nero.

Wall lamp with light body in powder coated aluminum.

Double diffuser: upper in acrylic and lower with flexible arm.

Lamp with integrated USB socket.

Available in white or black finishes.



Codice Code	Potenza Power	CCT	Lumen	Finitura Finish
FFT.DE243160	9W	3000K	700lm	bianco - white
FFT.DE237930	9W	3000K	700lm	nero - black

Pixel

Lampada da parete con base, montatura e diffusori in metallo rifinito con vernice opaca e dettagli in cromo.

Diffusore orientabile.

Adatto ad ospitare una lampada LED GU10 max 1x50W (non inclusa).

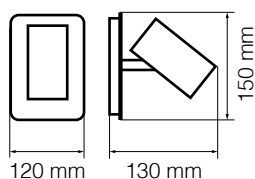

Disponibile nelle finiture bianco o nero.

Wall lamp with metal base, frame and diffusers finished with matte paint and chrome details.

Adjustable diffuser.

Suitable to house a max 1x50W GU10 LED lamp (not included).

Available in white or black finishes.

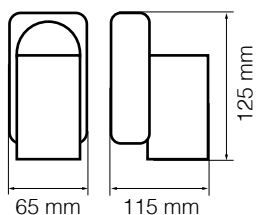


Codice Code	Potenza Power	Finitura Finish
FFT.DE156729	GU10 max 1x50W	bianco - white
FFT.DE115481	GU10 max 1x50W	nero - black

Kuma

Lampade da parete con montatura in alluminio pressofuso verniciato a polveri. Diffusore orientabile in rotazione e inclinazione. Completo di lampada LED GU10 da 5W. Disponibile nelle finiture bianco o nero.

Wall lamps with die-cast aluminum frame, powder coated. Adjustable diffuser in rotation and inclination. Complete with 5W GU10 LED lamp. Available in white or black finishes.

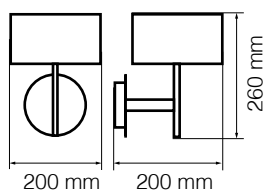


Codice Code	Potenza Power	Finitura Finish
FFT.DE229027	GU10 max 1x35W	bianco - white
FFT.DE229010	GU10 max 1x35W	nero - black

Oby

Lampada da parete con montatura in metallo cromato.
 Diffusore in PVC o in tessuto, chiuso sul fondo da vetro trasparente acidato.
 Completo di lampada LED G9 da 3,2W.
 Disponibile nella finitura bianco.

Wall lamp with chromed metal frame.
 Diffuser in PVC or fabric, closed on the bottom by transparent acid-etched glass.
 Complete with 3.2W G9 LED lamp.
 Available in white finish.



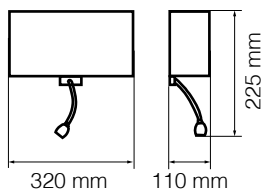
Codice Code	Potenza Power	Finitura Finish
FFT.DE143156	GU10 max 1x40W	bianco - white

Plafone a Parete • Wall Surface

Dayton

Lampada da parete con paralume rivestito in tessuto.
Diffusori in vetro satinato. Modello con LED esterno orientabile e interruttore indipendente.
Disponibile nelle finiture bianco, nero o canvas.

Wall lamp with lampshade covered in fabric.
Diffusers in frosted glass.
Model with adjustable external LED and independent switch.
Available in white, black or canvas finishes.



Codice Code	Potenza Power	Finitura Finish
FFT.DE035949	E27 max 1x60W + LED 1W/70lm	bianco - white
FFT.DE035956	E27 max 1x60W + LED 1W/70lm	nero - black

Kepler

Lampada da parete con montatura in metallo cromato. Paralumi in lamina di PVC rivestita di tessuto.

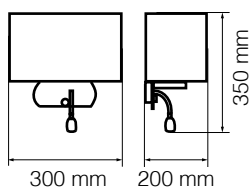

Applique con luci a controllo indipendente da interruttore unico.

Disponibile nelle finiture bianco o marrone.

Wall lamp with chromed metal frame. Fabric-coated PVC foil lampshades.

Wall lamp with lights with independent control by a single switch.

Available in white or brown finishes.



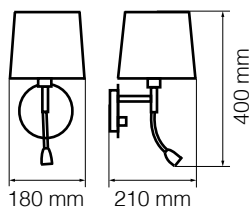

Codice Code	Potenza Power	Finitura Finish
FFT.DE074900	E14 max 1x40W + LED 1W/45lm	bianco - white

Plafone a Parete • Wall Surface

Hellie

Lampada da parete con montatura in metallo verniciato opaco. Paralume in lamina di PVC rivestite in tessuto. Interruttore unico con controllo indipendente delle due sorgenti luminose. Disponibile nelle finiture bianco o nero.

Wall lamp with matt painted metal frame. Lampshade in PVC foil covered in fabric. Single switch with independent control of the two light sources. Available in white or black finishes.



Codice Code	Potenza Power	Finitura Finish
FFT.DE124162	E14 max 1x40W + LED 1W / 70lm	bianco - white
FFT.DE124179	E14 max 1x40W + LED 1W / 70lm	nero - black

Indoor Plafone a Soffitto. Ceiling Surface.

Le lampade a soffitto sono soluzioni luminose versatili e pratiche per illuminare gli ambienti. Montate direttamente sul soffitto, offrono una distribuzione uniforme della luce, rendendo gli spazi accoglienti e ben illuminati. Disponibili in una vasta gamma di design, dalle forme minimaliste a quelle più elaborate, le lampade a soffitto si integrano armoniosamente in qualsiasi contesto, garantendo stile e funzionalità.

Ceiling lights are versatile and practical lighting solutions to illuminate spaces. Mounted directly on the ceiling, they provide even light distribution, making areas cozy and well-lit. Available in a wide range of designs, from minimalist shapes to more elaborate ones, ceiling lights seamlessly integrate into any setting, ensuring both style and functionality.





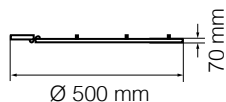
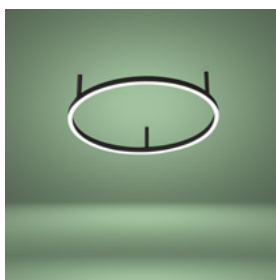
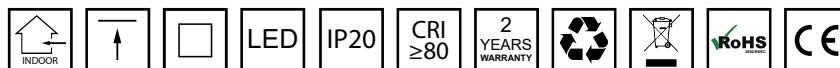
Luxor-PL

Lampada a plafone costituita da una montatura sottile in alluminio verniciato bianco o nero opaco e diffusore opale in policarbonato. Disponibile in tre diverse dimensioni: diametro 500, 700 o 900 millimetri.
Disponibile nelle finiture bianco o nero.

Ceiling lamp consisting of a thin frame in matt white or black painted aluminum and opal diffuser in polycarbonate.
Available in three different sizes: 500, 700 or 900 mm diameter.
Available in white or black finishes.

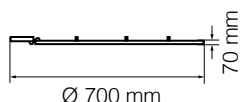
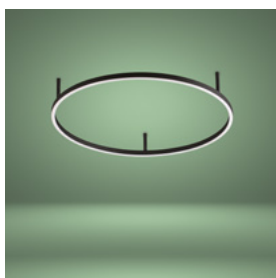
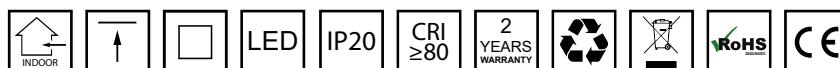


Luxor-PL50



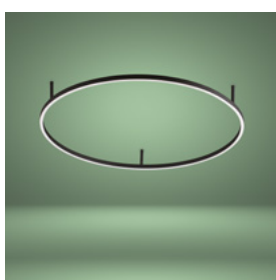
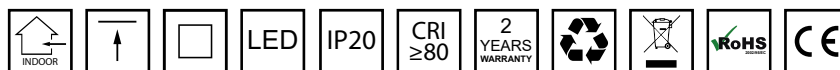
Codice Code	Potenza Power	CCT	Lumen	Finitura Finish
FFT.DE265971	32W	3000K	3150lm	bianco - white
FFT.DE265988	32W	3000K	3150lm	nero - black

Luxor-PL70



Codice Code	Potenza Power	CCT	Lumen	Finitura Finish
FFT.DE265995	38W	3000K	4300lm	bianco - white
FFT.DE266008	38W	3000K	4300lm	nero - black

Luxor-PL90



Codice Code	Potenza Power	CCT	Lumen	Finitura Finish
FFT.DE266015	55W	3000K	5300lm	bianco - white
FFT.DE266022	55W	3000K	5300lm	nero - black



Scan-PL

Lampada a plafone con montatura in metallo rifinito con vernice a polveri o placcato e spazzolato.

Diffusori orientabili.

Completo di lampada LED GU10 da 5W.

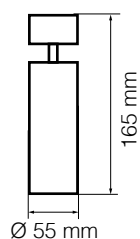

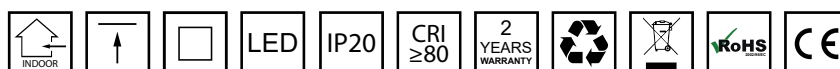
Disponibile nelle finiture bianco, nero o ottone satinato.

Ceiling lamp with metal frame finished with powder paint or plated and brushed.

Adjustable diffusers.

Complete with 5W GU10 LED lamp.

Available in white, black or satin brass finishes.



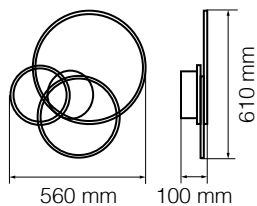

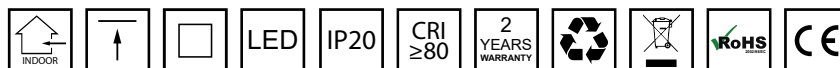
Codice Code	Potenza Power	Finitura Finish
FFT.DE231495	GU10 max 1x28W	bianco - white
FFT.DE231471	GU10 max 1x28W	nero - black

Plafone a Soffitto • Ceiling Surface

Mondrian-PL

Lampada a soffitto con base e montatura in metallo verniciato opaco. Diffusore in materiale plastico colore opale.
Emissione luce diretta.
Disponibile nelle finiture bianco o nero.

Ceiling lamp with base and frame in matt painted metal.
Diffuser in opal color plastic.
Direct light emission.
Available in white or black finishes.




Codice Code	Potenza Power	CCT	Lumen	Finitura Finish
FFT.DE255019	41W	3000K	5250lm	bianco - white
FFT.DE269825	41W	3000K	5250lm	nero - black

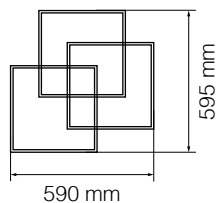

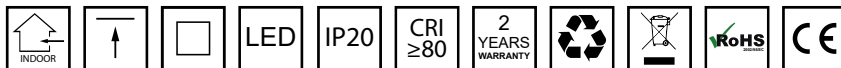
Mondrian-PL Q

Lampada a soffitto con base e montatura in metallo verniciato opaco. Diffusore in materiale plastico colore opale.
Emissione luce diretta.
Disponibile nelle finiture bianco o nero.

Ceiling lamp with base and frame in matt painted metal.
Diffuser in opal color plastic.
Direct light emission.
Available in white or black finishes.

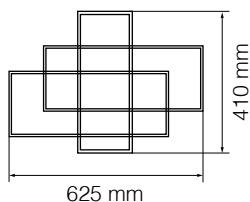

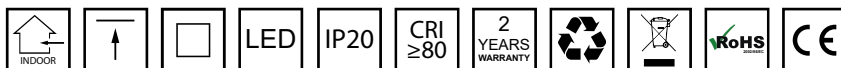


Mondrian-PL Q




Codice Code	Potenza Power	CCT	Lumen	Finitura Finish
FFT.DE230702	35W	3000K	4950lm	bianco - white
FFT.DE270678	35W	3000K	4950lm	nero - black

Mondrian-PL R



Codice Code	Potenza Power	CCT	Lumen	Finitura Finish
FFT.DE230726	31W	3000K	4250lm	bianco - white
FFT.DE270661	31W	3000K	4250lm	nero - black



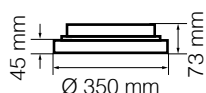

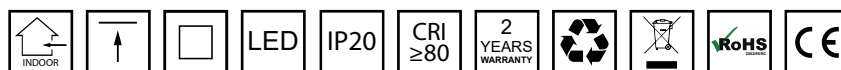
Band-PL

Famiglia di lampade a plafone con base circolare, disponibile in quattro diametri diversi: 350, 450, 600, 900 millimetri. Corpo luce in alluminio verniciato a polveri, ottica arretrata con diffusore in PMMA Con controllo dell'abbagliamento UGR<19. Sorgente luminosa a LED integrati disponibile nella temperatura colore bianco caldo 3000K o bianco naturale 4000K. Disponibile nella finitura bianco.

Family of ceiling lamps With circular base, available in four different diameters: 350, 450, 600, 900 mm. Light body in powder coated aluminum, recessed optic with microprismatic PMMA diffuser With UGR <19 glare control. Integrated LED light source available in warm white 3000K or natural white 4000K. Available in white finish.



Band-PL R350



CODICE CODE	POTENZA POWER	CCT	LUMEN	ANGOLO BEAM	FINITURA FINISH
FFT.DE270272	18W	3000K	2650lm	87°	bianco - white
FFT.DE270289	18W	4000K	2800lm	87°	bianco - white
FFT.DE306575	18W	3000K	2650lm	87°	nero - black
FFT.DE306582	18W	4000K	2800lm	87°	nero - black

ACCESSORI • ACCESSORIES:



FFT.DE270333
Driver 1-10V/Push,
20W, 500mA.



FFT.DE270364
Driver DALI,
20W, 500mA.

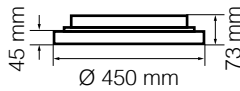


FFT.DE270258
Uplight 10W, 3000K,
900lm.



FFT.DE270395
Uplight 10W, 4000K,
1000lm.

Band-PL R450



CODICE CODE	POTENZA POWER	CCT	LUMEN	ANGOLO BEAM	FINITURA FINISH
FFT.DE254272	26W	3000K	3700lm	87°	bianco - white
FFT.DE270296	26W	4000K	3900lm	87°	bianco - white
FFT.DE306599	26W	3000K	3700lm	87°	nero - black
FFT.DE306605	26W	4000K	3900lm	87°	nero - black

ACCESSORI • ACCESSORIES:



FFT.DE270586
Driver 1-10V/Push,
32W, 700mA.



FFT.DE270593
Driver DALI,
32W, 700mA.

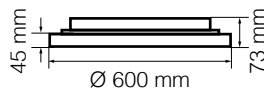


FFT.DE270258
Uplight 13W, 3000K,
1200lm.



FFT.DE270586
Uplight 13W, 4000K,
1300lm.

Band-PL R600



CODICE CODE	POTENZA POWER	CCT	LUMEN	ANGOLO BEAM	FINITURA FINISH
FFT.DE270302	53W	3000K	7500lm	87°	bianco - white
FFT.DE270319	53W	4000K	8000lm	87°	bianco - white
FFT.DE292205	53W	3000K	7500lm	87°	nero - black
FFT.DE306612	53W	4000K	8000lm	87°	nero - black

ACCESSORI • ACCESSORIES:



FFT.DE270586
Driver 1-10V/Push,
60W, 1400mA.



FFT.DE270586
Driver DALI,
60W, 1400mA.

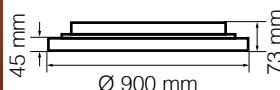


FFT.DE270586
Uplight 20W, 3000K,
1900lm.



FFT.DE270586
Uplight 20W, 4000K,
2000lm.

Band-PL R900



CODICE CODE	POTENZA POWER	CCT	LUMEN	ANGOLO BEAM	FINITURA FINISH
FFT.DE270326	65W	3000K	9400lm	87°	bianco - white
FFT.DE270241	65W	4000K	9900lm	87°	bianco - white
FFT.DE306629	65W	3000K	9400lm	87°	nero - black
FFT.DE306636	65W	4000K	9900lm	87°	nero - black

ACCESSORI • ACCESSORIES:



FFT.DE270357
Driver 1-10V/Push,
20W, 500mA.



FFT.DE270586
Driver DALI,
20W, 500mA.



FFT.DE270586
Uplight 10W, 3000K,
900lm.



FFT.DE270586
Uplight 10W, 4000K,
1000lm.

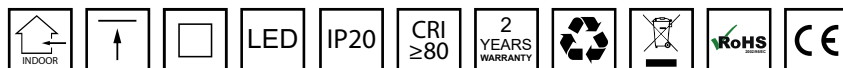
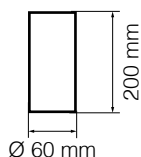

Riga-PL

Lampada a plafone con base di fissaggio in alluminio tornito. Diffusore cilindrico in metallo verniciato a polveri bianco o nero. Disponibile in tre diverse dimensioni: altezza 200, 400 o 750 millimetri. Completo di lampada LED GU10 da 5W. Disponibile nelle finiture bianco o nero.

Ceiling lamp with fixing base in turned aluminum. Cylindrical diffuser in metal electrostatic painted in white or black. Available in three different sizes: height 200, 400 or 750 mm. Complete with 5W GU10 LED lamp. Available in white or black finishes.

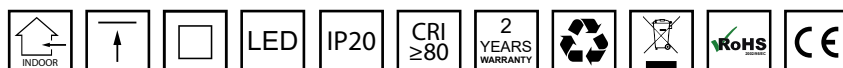
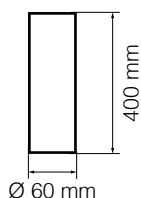


Riga-PL H200



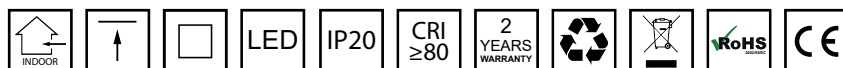
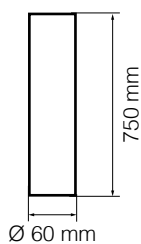
Codice Code	Potenza Power	Finitura Finish
FFT.DE233079	GU10 max 1x28W	bianco - white
FFT.DE233062	GU10 max 1x28W	nero - black

Riga-PL H400



Codice Code	Potenza Power	Finitura Finish
FFT.DE233215	GU10 max 1x28W	bianco - white
FFT.DE233192	GU10 max 1x28W	nero - black

Riga-PL H750



Codice Code	Potenza Power	Finitura Finish
FFT.DE233352	GU10 max 1x28W	bianco - white
FFT.DE233321	GU10 max 1x28W	nero - black



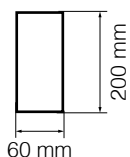

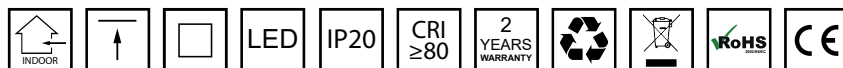
Spark-PL

Lampada a plafone con corpo luce e diffusore in metallo verniciato a polveri. Sistema di fissaggio senza viti a vista. Disponibile in tre diverse dimensioni: altezza 200, 400 o 750 millimetri. Completo di lampada LED GU10 da 5W. Disponibile nelle finiture bianco o nero.

Ceiling lamp with light body and diffuser in powder coated metal. Fixing system without visible screws. Available in three different sizes: height 200, 400 or 750 mm. Complete with 5W GU10 LED lamp. Available in white or black finishes.

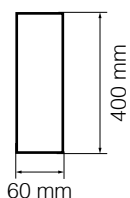

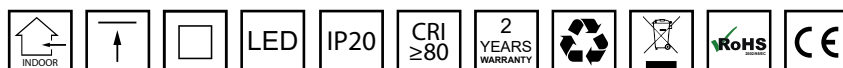


Spark-PL H200



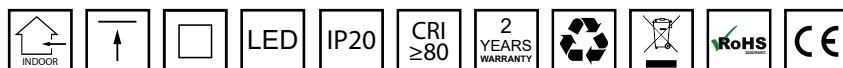
Codice Code	Potenza Power	Finitura Finish
FFT.DE233772	GU10 max 1x28W	bianco - white
FFT.DE233765	GU10 max 1x28W	nero - black

Spark-PL H400



Codice Code	Potenza Power	Finitura Finish
FFT.DE233833	GU10 max 1x28W	bianco - white
FFT.DE233826	GU10 max 1x28W	nero - black

Spark-PL H750




Codice Code	Potenza Power	Finitura Finish
FFT.DE234007	GU10 max 1x28W	bianco - white
FFT.DE233970	GU10 max 1x28W	nero - black

Indoor Lampade da Tavolo. Table Lamps.

Le lampade da tavolo sono elementi versatili e decorativi che aggiungono stile e funzionalità agli ambienti domestici o lavorativi. Posizionate su tavoli o scrivanie, queste lampade offrono un'illuminazione concentrata per la lettura, lo studio o l'atmosfera generale. Disponibili in una vasta gamma di design, materiali e dimensioni, le lampade da tavolo possono essere un punto focale nell'arredamento, contribuendo a definire lo stile di un ambiente con eleganza.

Table lamps are versatile and decorative elements that add style and functionality to home or workspaces. Placed on tables or desks, these lamps provide focused illumination for reading, studying, or creating a general atmosphere. Available in a wide range of designs, materials, and sizes, table lamps can serve as a focal point in decor, elegantly defining the style of a space.

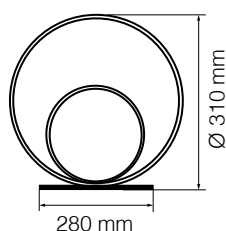

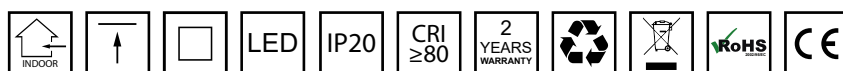




Loop-TB

Lampada da tavolo con base e montatura in metallo verniciato a polveri o placcato. Cavi in pvc.
Diffusore in gomma opale.
Disponibile nelle finiture bianco, nero o ottone spazzolato.

Table lamp with base and frame in powder coated or plated metal. Pvc cables.
Opal rubber diffuser.
Available in white, black or brushed brass finishes.

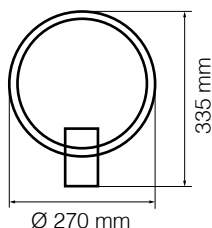


Codice Code	Potenza Power	CCT	Lumen	Finitura Finish
FFT.DE269474	23W	3000K	2000lm	bianco - white
FFT.DE269481	23W	3000K	2000lm	nero - black

Ra

Lampada da tavolo con corpo luce in metallo verniciato. Diffusore circolare in materiale plastico colore opale. Cavo in PVC con interruttore e alimentatore incorporati. Disponibile nelle finiture bianco o nero.

Table lamp with light body in painted metal. Circular diffuser in opal-colored plastic material. PVC cable with built-in switch and power supply. Available in white or black finishes.



Codice Code	Potenza Power	CCT	Lumen	Finitura Finish
FFT.DE224633	12W	3000K	800lm	bianco - white
FFT.DE224640	13W	3000K	800lm	nero - black

Indoor Lampade da Terra. Floor Lamps.

Le lampade da terra sono maestose e pratiche, ideali per illuminare ampie aree e aggiungere un tocco di design agli spazi. Con la loro struttura slanciata, si ergono dal pavimento offrendo un'illuminazione diffusa e avvolgente. Queste lampade versatili sono disponibili in varie forme e stili, diventando non solo fonti di luce, ma anche elementi decorativi. Posizionate strategicamente, le lampade da terra contribuiscono a creare atmosfere accoglienti e sofisticate.

Floor lamps are majestic and practical, ideal for illuminating large areas and adding a touch of design to spaces. With their slender structure, they rise from the floor, providing diffuse and enveloping illumination. These versatile lamps are available in various shapes and styles, becoming not only sources of light but also decorative elements. Positioned strategically, floor lamps contribute to creating cozy and sophisticated atmospheres.

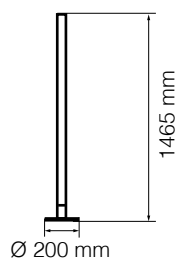

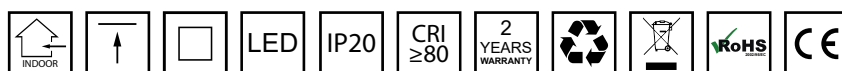




Border-TR

Lampada da terra con base e montatura in metallo verniciato opaco. Diffusore in policarbonato opale. Cavo in PVC con presa-alimentatore.
Disponibile nelle finiture bianco o nero.

Floor lamp with base and frame in matt painted metal. Opal polycarbonate diffuser.
PVC cable with power supply socket.
Available in white or black finishes.



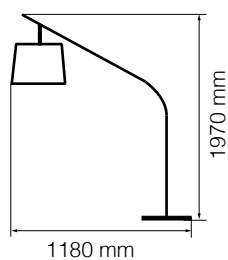
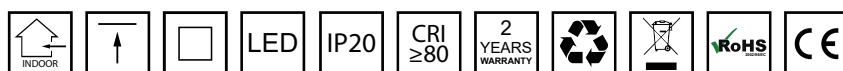
Codice Code	Potenza Power	CCT	Lumen	Finitura Finish
FFT.DE258874	17W	3000K	1500lm	bianco - white
FFT.DE258904	17W	3000K	1500lm	nero - black

Lampade da Terra • Floor Lamp

Tot

Lampada da terra con montatura in metallo.
Disponibile in nero e bianco opaco con paralume rivestito in tessuto.

Floor lamp with metal frame.
Available in matt black and white with fabric covered lampshade.



Codice Code	Potenza Power	Finitura Finish
FFT.DE110356	E27 max 1x60W	bianco - white
FFT.DE110363	E27 max 1x60W	nero - black

**Indoor
Sistemi Lineari.
Linear System.**





Still

Nastro flessibile in acciaio per applicazione da parete a parete, utilizzato come supporto per applicazione di strip LED, diventa una sorgente luminosa per illuminazione indiretta.

Ha una lunghezza massima di 5 metri e riprovi con la sua sezione minimale. Scompare all'interno dell'ambiente per garantire un risultato di estrema pulizia formale.

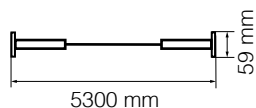
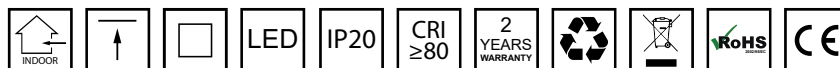
Ideale per ambienti dal carattere storico e architettonico già fortemente personalizzati.

Flexible steel tape for wall-to-wall application, used as a support for the application of LED strips, becomes a light source for indirect lighting.

It has a maximum length of 5 meters and try again with its minimal section. It disappears inside the environment to ensure a result of extreme formal cleanliness.

Ideal for environments with a historical and architectural character that are already highly personalized.





Codice Code	Descrizione Description	Finitura Finish
FFT.DE302256	Cavo in acciaio 5mt 5mt steel cable	bianco - white
FFT.DE302263	Cavo in acciaio 5mt 5mt steel cable	nero - black
FFT.DE258300	Cavo in acciaio 5mt 5mt steel cable	acciaio - steel

ACCESSORI • ACCESSORIES:

FFT.DE253824
Strip LED 2835 13W/m, 2700K,
1100lm/m, IP20, 3000mm.

FFT.DE183336
Strip LED 2835 13W/m, 2700K,
1100lm/m, IP20, 5000mm.

FFT.DE
Strip LED 2835 13W/m, 3000K,
1200lm/m, IP20, 3000mm.

FFT.DE
Strip LED 2835 13W/m, 3000K,
1200lm/m, IP20, 5000mm.

FFT.DE253855
Strip LED 2835 13W/m, 4000K,
1270lm/m, IP20, 3000mm.

FFT.DE124049
Strip LED 2835 13W/m, 4000K,
1270lm/m, IP20, 5000mm.

FFT.DE124070
Driver On-Off 24V, 30W.
24V, 30W On-Off driver.

FFT.DE124087
Driver On-Off 24V, 60W.
24V, 60W On-Off driver.

FFT.DE124100
Driver On-Off 24V, 100W.
24V, 100W On-Off driver.

FFT.DE124117
Driver On-Off 24V, 150W.
24V, 150W On-Off driver.

FFT.DE153001
Driver On-Off 24V, 200W.
24V, 200W On-Off driver.

Indoor Incasso a Soffitto. Ceiling Recessed.

Le lampade ad incasso sono soluzioni discrete ed eleganti per l'illuminazione degli interni. Montate direttamente nel soffitto o nelle pareti, si integrano armoniosamente con l'architettura degli ambienti. Queste lampade, spesso a profilo basso, offrono un'illuminazione diffusa e uniforme, contribuendo a creare atmosfere moderne e raffinate. La loro natura discreta le rende ideali per ottenere un design pulito e contemporaneo.

Recessed lights are discreet and elegant solutions for interior lighting. Mounted directly into the ceiling or walls, they seamlessly integrate with the architecture of the space. These often low-profile lights provide diffused and uniform illumination, contributing to the creation of modern and sophisticated atmospheres. Their unobtrusive nature makes them ideal for achieving a clean and contemporary design.





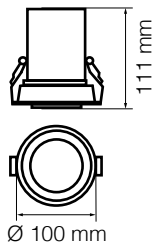
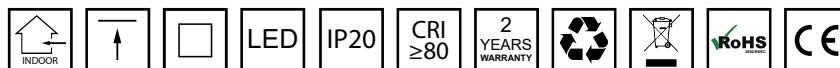
Giano

Lampada ad incasso in alluminio pressofuso con diffusore orientabile. Disponibile in due diverse potenze: 12W o 30W. Sorgente luminosa LED COB disponibile nella temperatura colore bianco caldo 3000K o bianco naturale 4000K. Driver ON/OFF Integrato. Disponibile nelle finiture bianco o nero.

Recessed lamp in die-cast aluminum with adjustable diffuser. Available in two different powers: 12W or 30W. COB LED light source available in warm white 3000K or natural white 4000K. Integrated ON / OFF driver. Available in white or black finishes.



Giano 12W



Codice Code	Potenza Power	CCT	Lumen	Angolo Beam	Finitura Finish
FFT.DE248165	12W	3000K	1000lm	38°	bianco - white
FFT.DE267937	12W	4000K	1000lm	38°	bianco - white
FFT.DE248189	12W	3000K	1000lm	38°	nero - black
FFT.DE267920	12W	4000K	1000lm	38°	nero - black

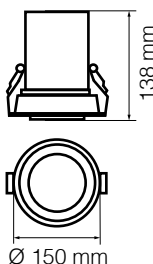
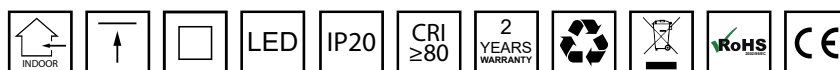
ACCESSORI • ACCESSORIES:

FFT.DE243993
 Driver dimmerabile 1-10V 15W, 300mA.
 15W, 300mA dimmable driver.

FFT.DE243986
 Driver dimmerabile DALI 12W, 300mA.
 12W, 300mA DALI dimmable driver.

FFT.DE267920
 Ottica 15°.
 15° optic.

Giano 30W



Codice Code	Potenza Power	CCT	Lumen	Angolo Beam	Finitura Finish
FFT.DE248172	30W	3000K	3150lm	38°	bianco - white
FFT.DE248196	30W	4000K	3150lm	38°	bianco - white
FFT.DE267951	30W	3000K	3150lm	38°	nero - black
FFT.DE267944	30W	4000K	3150lm	38°	nero - black

ACCESSORI • ACCESSORIES:

FFT.DE248370
 Driver dimmerabile 1-10V 30W, 750mA.
 30W, 750mA dimmable driver.

FFT.DE270586
 Driver dimmerabile DALI 30W, 700mA.
 30W, 700mA DALI dimmable driver.

FFT.DE270586
 Ottica 15°.
 15° optic.

Outdoor Plafone a Parete. Wall Surface.

Le lampade a parete da esterno sono elementi illuminanti robusti e funzionali progettati per resistere agli agenti atmosferici. Montate su pareti esterne, ingressi o recinzioni, queste lampade forniscono un'illuminazione mirata, migliorando la sicurezza e aggiungendo un tocco di stile all'ambiente circostante. Realizzate con materiali resistenti, le lampade a parete da esterno combinano durabilità e design, contribuendo a creare un'estetica accogliente e funzionale.

Outdoor wall lights are sturdy and functional lighting fixtures designed to withstand weather elements. Mounted on exterior walls, entrances, or fences, these lights offer targeted illumination, enhancing safety, and adding a touch of style to the surrounding environment. Crafted with durable materials, outdoor wall lights combine longevity and design, contributing to the creation of a welcoming and functional aesthetic.





Hera-AP

Lampada da parete per esterni con corpo luce in alluminio con finitura naturale spazzolata o in vernice con varie finiture. Diffusore in vetro pirex trasparente disponibile a luce singola o doppia, superiore e inferiore.

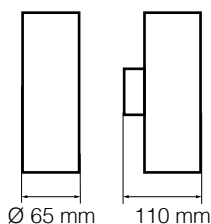
Adatto ad ospitare una lampada a LED E27 max 2x15W (non inclusa).

Disponibile nelle finiture bianco, alluminio, grigio, antracite, nero o coffee.

Outdoor wall lamp with light body in aluminum with natural brushed finish or in paint with various finishes. Transparent pyrex glass diffuser available with single or double light, upper and lower.

Suitable to house an E27 LED lamp max 2x15W (not included).

Available in white, aluminum, gray, anthracite, black or coffee finishes.



Codice Code	Potenza Power	Finitura Finish
FFT.DE100388	E27 max 2x15W	bianco - white
FFT.DE033013	E27 max 2x15W	alluminio - aluminium
FFT.DE263628	E27 max 2x15W	grigio - grey
FFT.DE100395	E27 max 2x15W	nero - black

Plafone a Parete • Wall Surface

Marte

Lampada a parete da esterno con corpo luci in alluminio pressofuso verniciato a polveri. Diffusore in vetro temperato trasparente con riflettore interno bianco.

Doppia emissione di luce

Sorgente luminosa LED disponibile nella temperatura colore bianco caldo 3000K o bianco naturale 4000K.

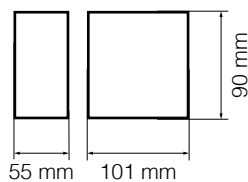

Disponibile nelle finiture bianco o nero.

Outdoor wall lamp with light body in powder coated die-cast aluminum. Transparent tempered glass diffuser with white internal reflector.

Double light emission

LED light source available in warm white 3000K or natural white 4000K.

Available in white or black finishes.



Codice Code	Potenza Power	CCT	Lumen	Finitura Finish
FFT.DE268309	10W	3000K	1200lm	bianco - white
FFT.DE268316	10W	4000K	1200lm	bianco - white
FFT.DE250946	10W	3000K	1200lm	nero - black
FFT.DE268293	10W	4000K	1200lm	nero - black

Stage

Lampada da parete per esterni con corpo luce in fusione di alluminio verniciato a polveri.

Struttura esterna che riflette il fascio luminoso sia sopra che sotto. Disponibile in due diverse potenze: 4W o 10W.

Sorgente luminosa LED disponibile nella temperatura colore bianco caldo 3000K o bianco naturale 4000K.


Disponibile nelle finiture bianco, antracite o nero.

Outdoor wall lamp with light body in powder coated cast aluminum. External structure that reflects the light beam both above and below.

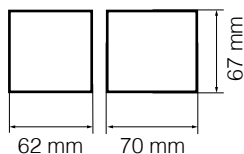

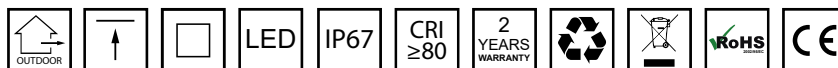
Available in two different powers: 4W or 10W.

LED light source available in warm white 3000K or natural white 4000K.

Available in white, anthracite or black finishes.

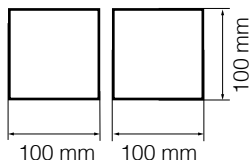

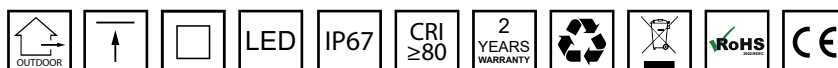


Stage 4W



Codice Code	Potenza Power	CCT	Lumen	Finitura Finish
FFT.DE254326	4W	3000K	3900lm	bianco - white
FFT.DE269214	4W	4000K	3900lm	bianco - white
FFT.DE269184	4W	3000K	3900lm	nero - black
FFT.DE269207	4W	4000K	3900lm	nero - black

Stage 9W



Codice Code	Potenza Power	CCT	Lumen	Finitura Finish
FFT.DE269313	9W	3000K	6300lm	bianco - white
FFT.DE149745	9W	4000K	6300lm	bianco - white
FFT.DE247083	9W	3000K	6300lm	antracite - anthracite
FFT.DE149738	9W	4000K	6300lm	antracite - anthracite
FFT.DE269320	4W	3000K	6300lm	nero - black
FFT.DE142302	4W	4000K	6300lm	nero - black



Outdoor Plafone a Soffitto. Ceiling Surface.

Le lampade a soffitto da esterno sono soluzioni luminose progettate per resistere agli elementi atmosferici, offrendo un'illuminazione affidabile e decorativa negli spazi all'aperto. Montate sotto tettoie, verande o balconi, queste lampade sono ideali per creare ambienti accoglienti durante le serate all'aperto. Realizzate con materiali resistenti alle intemperie, le lampade a soffitto da esterno combinano funzionalità e stile, aggiungendo un tocco di luminosità e design agli spazi esterni.

Outdoor ceiling lights are lighting solutions designed to withstand weather conditions, providing reliable and decorative illumination in outdoor spaces. Installed under awnings, porches, or balconies, these lights are ideal for creating cozy atmospheres during outdoor evenings. Crafted with weather-resistant materials, outdoor ceiling lights combine functionality and style, adding a touch of brightness and design to outdoor areas.





Tudor

Lampada soffitto da esterno con corpo luce in alluminio pressofuso verniciato a polveri. Diffusore in vetro temperato trasparente smerigliato. Disponibile in due diverse dimensioni: 90 o 150 millimetri. Adatto ad ospitare una lampada a LED GU10 max 1x7W (non inclusa). Disponibile nelle finiture bianco, antracite, nero, coffee.


Outdoor ceiling lamp with light body in powder coated die-cast aluminum.

Transparent frosted tempered glass diffuser.

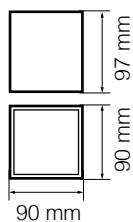

Available in two different sizes: 90 or 150mm.

Suitable to house a max 1x7W GU10 LED lamp (not included).

Available in white, anthracite, black, coffee finishes.

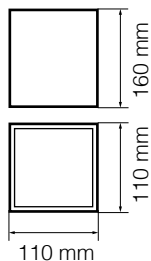



Tudor L90



Codice Code	Potenza Power	Finitura Finish
FFT.DE211561	GU10 max 1x7W	bianco - white
FFT.DE251554	GU10 max 1x7W	antracite - anthracite
FFT.DE251578	GU10 max 1x7W	nero - black

Tudor L150



Codice Code	Potenza Power	Finitura Finish
FFT.DE251523	GU10 max 1x7W	bianco - white
FFT.DE251516	GU10 max 1x7W	antracite - anthracite
FFT.DE251530	GU10 max 1x7W	nero - black

Outdoor Bollard. Bollards.

I fari da giardino sono elementi essenziali per illuminare e valorizzare gli spazi esterni. Installati lungo i vialetti o tra la vegetazione, questi fari offrono una luce delicata che crea un'atmosfera accogliente nelle serate all'aperto. Disponibili in varie altezze e stili, i fari da giardino non solo migliorano la visibilità notturna, ma aggiungono anche un tocco decorativo, enfatizzando dettagli architettonici o punti focali del paesaggio.

Garden spotlights are essential for illuminating and enhancing outdoor spaces. Installed along pathways or amidst vegetation, these spotlights provide gentle light that creates a welcoming atmosphere during outdoor evenings. Available in various heights and styles, garden spotlights not only improve nighttime visibility but also add a decorative touch, highlighting architectural details or focal points in the landscape.





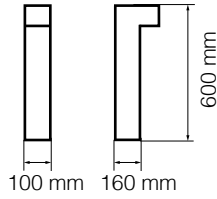
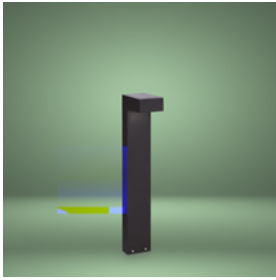
Ecate

Bollard con corpo luce in alluminio verniciato a polveri. Diffusore in vetro pirex trasparente. Disponibile in due diverse dimensioni: altezza 600 o 800 mm. Adatto ad ospitare due lampade LED G9 max 3,2W (non inclusa). Disponibile nelle finiture bianco, grigio, antracite, nero, coffee.

Bollard with light body in powder coated aluminum. Transparent pyrex glass diffuser. Available in two different sizes: height 600 or 800 mm. Suitable for two LED G9 lamps max 3.2W (not included). Available in white, gray, anthracite, black, coffee finishes.

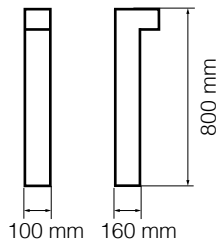


Ecate H600



Codice Code	Potenza Power	Finitura Finish
FFT.DE115092	GU10 max 2x3,2W	bianco - white
FFT.DE246970	GU10 max 2x3,2W	grigio - grey
FFT.DE115078	GU10 max 2x3,2W	antracite - anthracite
FFT.DE115115	GU10 max 2x3,2W	nero - black

Ecate H800



Codice Code	Potenza Power	Finitura Finish
FFT.DE115085	GU10 max 2x3,2W	bianco - white
FFT.DE246963	GU10 max 2x3,2W	grigio - grey
FFT.DE115061	GU10 max 2x3,2W	antracite - anthracite
FFT.DE115108	GU10 max 2x3,2W	nero - black

Log

Corpo luce in alluminio pressofuso rifinito in vernice. Diffusore in vetro pirex con elementi interni in alluminio.

Disponibile in tre diverse dimensioni: altezza 405, 605 o 805 mm. Adatto ad ospitare una lampada LED E27 max 1x15W (non inclusa).

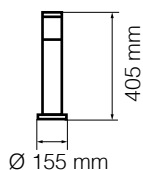

Disponibile nelle finiture bianco, grigio, antracite, nero, coffee.

Light body in die-cast aluminum finished in paint. Pyrex glass diffuser with internal elements in aluminum.

Available in three different sizes: height 405, 605 or 805 mm. Suitable for hosting a max 1x15W E27 LED lamp (not included).

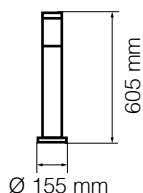

Available in white, gray, anthracite, black, coffee finishes.





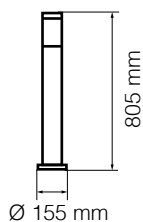
Codice Code	Potenza Power	Finitura Finish
FFT.DE248264	GU10 max 1x15W	bianco - white
FFT.DE248288	GU10 max 1x15W	grigio - grey
FFT.DE248257	GU10 max 1x15W	antracite - anthracite
FFT.DE248295	GU10 max 1x15W	nero - black

Log H605



Codice Code	Potenza Power	Finitura Finish
FFT.DE109145	GU10 max 1x15W	bianco - white
FFT.DE026954	GU10 max 1x15W	grigio - grey
FFT.DE026985	GU10 max 1x15W	antracite - anthracite
FFT.DE004730	GU10 max 1x15W	nero - black

Log H805



Codice Code	Potenza Power	Finitura Finish
FFT.DE109138	GU10 max 1x15W	bianco - white
FFT.DE026961	GU10 max 1x15W	grigio - grey
FFT.DE026992	GU10 max 1x15W	antracite - anthracite
FFT.DE004723	GU10 max 1x15W	nero - black

Genio

Corpo luce in lamina d'acciaio. Elemento diffusore superiore in acrilico satinato.

Completo di lampada LED GU10 da 5W.

Disponibile in due diverse dimensioni: altezza 600 o 800 mm.

Disponibile nelle finiture acciaio o antracite.

Light body in steel sheet. Upper diffuser element in satin acrylic.

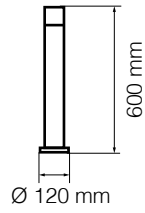
Complete with 5W GU10 LED lamp.

Available in two different sizes: height 600 or 800 mm.

Available in steel or anthracite finishes.

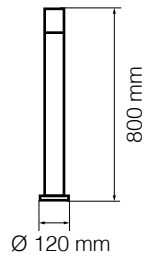


Genio H600



Codice Code	Potenza Power	Finitura Finish
FFT.DE106182	GU10 max 1x15W	antracite - anthracite

Genio H800



Codice Code	Potenza Power	Finitura Finish
FFT.DE106175	GU10 max 1x15W	antracite - anthracite

Clio

Corpo luce in alluminio tornito verniciato a polveri. Diffusore in materiale plastico opale.

Disponibile in due diverse dimensioni: altezza 220 o 600 mm. Adatto ad ospitare una lampada LED E27 max 1x15W (non inclusa).

Disponibile nelle finiture antracite o nero.

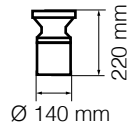
Light body in powder-coated turned aluminum. Diffuser in opal plastic material.

Available in two different sizes: height 220 or 600 mm. Suitable for hosting a max 1x15W E27 LED lamp (not included).

Available in anthracite or black finishes.

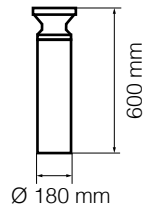



Clio Mini



Codice Code	Potenza Power	Finitura Finish
FFT.DE158891	E27 max 1x15W	antracite - anthracite
FFT.DE186979	E27 max 1x15W	nero - black

Clio



Codice Code	Potenza Power	Finitura Finish
FFT.DE162492	GU10 max 1x15W	antracite - anthracite
FFT.DE186955	GU10 max 1x15W	nero - black

Moon

Famiglia di lampade da giardino con diffusore in materiale plastico grigio melange effetto granito. Fornito con spina e picchetto per fissaggio nel terreno.

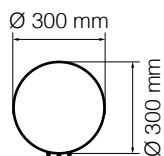

Disponibile in quattro diverse dimensioni: diametro 300, 480, 580, 780 mm. Adatto ad ospitare una lampada LED E27 max 1x15W (non inclusa).

Family of garden lamps with diffuser in gray melange plastic material with granite effect. Supplied with pin and spike for fixing in the ground.

Available in four different sizes: diameter 300, 480, 580, 780 mm. Suitable for hosting a max 1x15W E27 LED lamp (not included).

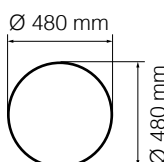


Moon R300



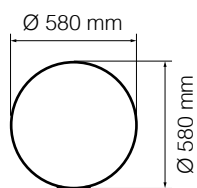

Codice Code	Potenza Power	Finitura Finish
FFT.DE214009	E27 max 1x15W	bianco-white

Moon R480



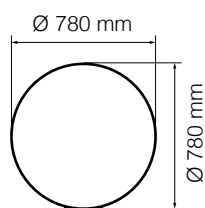
Codice Code	Potenza Power	Finitura Finish
FFT.DE195483	E27 max 1x15W	bianco-white

Moon R580



Codice Code	Potenza Power	Finitura Finish
FFT.DE195490	E27 max 1x15W	bianco-white

Moon R780



Codice Code	Potenza Power	Finitura Finish
FFT.DE195506	E27 max 1x15W	bianco-white

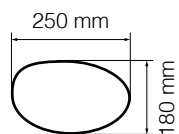

Stone

Famiglia di lampade da giardino con diffusore in materiale plastico opale. Fornito di cavo con spina e picchetto per fissaggio a terra. Disponibile in tre diverse dimensioni: 250, 330, 410 mm. Adatto ad ospitare una lampada LED E27 max 1x15W (non inclusa).

Family of garden lamps with opal plastic diffuser. Supplied with cable with plug and spike for fixing to the ground. Available in three different sizes: 250, 330, 410 mm. Suitable for hosting a max 1x15W E27 LED lamp (not included).

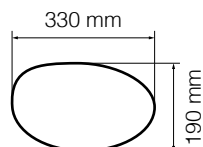



Stone L250



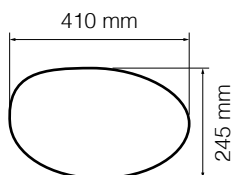

Codice Code	Potenza Power	Finitura Finish
FFT.DE161754	E27 max 1x15W	bianco-white

Stone L330



Codice Code	Potenza Power	Finitura Finish
FFT.DE161761	E27 max 1x15W	bianco-white

Stone L410



Codice Code	Potenza Power	Finitura Finish
FFT.DE161778	E27 max 1x15W	bianco-white

Outdoor Proiettori. Projectors.

I proiettori per giardini sono potenti dispositivi di illuminazione progettati per evidenziare e valorizzare gli elementi del paesaggio notturno. Posizionati strategicamente nel giardino, questi proiettori offrono una luce intensa e focalizzata su alberi, arbusti o elementi architettonici. Con la loro capacità di creare giochi di luce e ombra, i proiettori per giardini aggiungono un tocco scenico all'ambiente esterno, trasformando il giardino in un suggestivo spettacolo notturno.

Garden spotlights are powerful lighting devices designed to highlight and enhance elements of the nighttime landscape. Placed strategically in the garden, these spotlights provide intense and focused light on trees, shrubs, or architectural features.

With their ability to create plays of light and shadow, garden spotlights add a scenic touch to the outdoor environment, transforming the garden into a captivating nighttime spectacle.





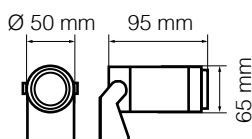

Blaze

Proiettore orientabile in alluminio con fissaggio a plafone o con picchetto. Superficie anodizzata e verniciata a polveri. LED integrato ad efficienza energetica con elevata resa cromatica, disponibile nella temperatura colore bianco caldo 3000K o bianco naturale 4000K. Disponibile nella finitura grigio scuro.

Adjustable aluminum projector with ceiling or spike fixing. Anodized and powder coated surface. Integrated energy efficient LED with high color rendering, available in warm white 3000K or natural white 4000K. Available in dark gray finish.



Blaze 5,5W



Codice Code	Potenza Power	CCT	Lumen	Angolo Beam	Finitura Finish
FFT.DE248394	5,5W	3000K	500lm	30°	grigio scuro dark grey
FFT.DE245041	5,5W	3000K	500lm	30°	grigio scuro dark grey

ACCESSORI • ACCESSORIES:



FFT.DE245096
Visiera.
Visor.



FFT.DE248615
Connettore IP68.
IP68 connector.



FFT.DE245089
Picchetto.
Picket.



FFT.DE226187
Driver On-Off 24V, 20W.



FFT.DE226194
Driver On-Off 24V, 35W.

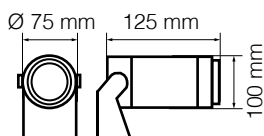


FFT.DE226200
Driver On-Off 24V, 100W.



FFT.DE226217
Driver On-Off 24V, 185W.

Blaze 10W



Codice Code	Potenza Power	CCT	Lumen	Angolo Beam	Finitura Finish
FFT.DE248387	10W	3000K	930lm	33°	grigio scuro dark grey
FFT.DE245072	10W	3000K	930lm	33°	grigio scuro dark grey

ACCESSORI • ACCESSORIES:



FFT.DE245102
Visiera.
Visor.



FFT.DE248615
Connettore IP68.
IP68 connector.



FFT.DE245089
Picchetto.
Picket.



FFT.DE226187
Driver On-Off 24V, 20W.



FFT.DE226194
Driver On-Off 24V, 35W.




FFT.DE226200
Driver On-Off 24V, 100W.



FFT.DE226217
Driver On-Off 24V, 185W.


Legenda. Legend.



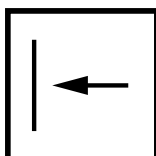
Applicazione Indoor.
Indoor application



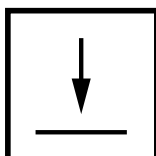
Applicazione Outdoor.
Outdoor application.



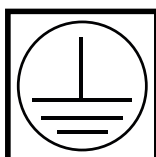
Applicazione a soffitto.
Ceiling mount application.



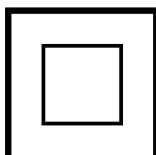
Applicazione a parete.
Wall mount application.



Applicazione a pavimento.
Ground mount application.



Classe di isolamento I: necessita di messa a terra.
Insulation class I: earth connection required




Classe di isolamento II: non necessita di messa a terra.
Insulation class II: earth connection not required.




Protezione contro corpi solidi superiori a Ø12mm. Nessuna protezione contro l'acqua.
Protection against solid objects over Ø12mm. No protection against water.



Totalmente protetto contro la polvere. Protetto contro immersioni temporanee fino a 1 m.
Fully protected against dust. Protected against temporary immersion up to 1m.



Lampada non inclusa.
Lamp not included.




Led integrati.
Built-in LED.




Indice di Resa Cromatica CRI≥80.
CRI≥80 Color Rendering Index.




Garanzia 2 anni.
2 years warranty.



Non gettare nei rifiuti domestici.
Do not throw in the municipal waste.





Le informazioni contenute nei cataloghi o stampati pubblicitari, quali caratteristiche tecniche dei prodotti o dei componenti, dimensioni, schemi di montaggio, colori, ecc., hanno valore meramente indicativo, in ragione delle specifiche tecniche e della evoluzione tecnologica dei prodotti aziendali.

I dati impegnativi potranno essere forniti di volta in volta e dietro esplicita richiesta.

Al fine di migliorare la qualità del prodotto, FFT LIGHTING TECHNOLOGY si riserva il diritto di modificare lo stesso senza alcun preavviso e anche dopo l'accettazione dell'ordine. L'azienda si riserva di apportare modifiche parziali o totali ai prodotti senza preavviso declinando ogni responsabilità su eventuali dati inesatti.

The information contained in catalogs or advertising publications, such as technical characteristics of the products or components, dimensions, assembly diagrams, colours, etc., have merely indicative value, due to the technical specifications and technological evolution of the company's products.

Binding data may be provided from time to time and upon explicit request.


In order to improve the quality of the product, FFT LIGHTING TECHNOLOGY reserves the right to modify the same without any notice and even after acceptance of the order. The company reserves the right to make partial or total changes to the products without notice, declining any responsibility for any inaccurate data.

Stampato in Italia


Printed in Italy

Dicembre 2023

Rev. 00



FFT Lighting Technology by Elle Ti s.a.s.
Via Squarzieri, 2/1
46040 CASALOLDO (MN) - Italy
Phone: +39 0376 730169 - Mail: fft@elleti.net



elletti.net